




2015/16



Annual Report



Shire of
Bruce Rock

INTRODUCTION	2
Our Vision.....	2
Our Mission.....	2
Our Values.....	2
OUR SHIRE	3
SHIRE OF BRUCE ROCK STATISTICS	3
THE COUNCIL.....	6
SHIRE OF BRUCE ROCK CONTACT NUMBERS.....	7
STAFF.....	9
PRESIDENT'S REPORT.....	10
CHIEF EXECUTIVE OFFICER'S REPORT	10
CORPORATE AND COMMUNITY.....	12
FINANCE.....	13
REGULATORY	13
WORKS AND SERVICES.....	14
THE YEAR AHEAD.....	14
DISABILITIES SERVICE PLAN.....	15
NATIONAL COMPETITION POLICY	20
STATE RECORDKEEPING ACT.....	20
FREEDOM OF INFORMATION	21
EMPLOYEE PAYMENTS.....	21
REGISTER OF CERTAIN.....	22
COMPLAINTS FOR MINOR BREACHES.....	22
PART 2 – ANNUAL FINANCIAL REPORT	23

INTRODUCTION

OUR VISION

Leads the Way

OUR MISSION

We will achieve our vision by maintain and enhancing the Bruce Rock lifestyle, increase business and employment opportunities and achieve population growth in an environmentally sustainable way.

OUR VALUES

We will conduct our business with:

Respect

- Value people and places and the contribution they make to the Shire
- Develop an environment of respect for different cultures
- Be appreciative of the aspirations of the community and what it does for itself

Inclusiveness

- Be receptive, proactive and responsive as an organisation
- Foster the community that has the ability to capacity build
- Demonstrate leadership by promoting Council and community teamwork

Fairness and equity

- Maintain a 'whole of Shire' outlook, but recognise that each community is unique and likely to have variations on their needs
- Provide services for a variety of ages and needs
- Respond to the community in a fair and equal way depending on need

Communication

- Create opportunities for consultation with the broad community
- Ensure appropriate, accessible information will be made available to the community



OUR SHIRE

The Shire of Bruce Rock covers an area of 2,772 km² in the Wheatbelt of Western Australia and has a population of approximately 974 (ABS, Census, 2011). The Shire comprises of five town sites, Ardath, Babakin, Bruce Rock, Kwolyin and Shackleton.

SHIRE OF BRUCE ROCK STATISTICS

Localities

Ardath; Babakin; Belka; Bruce Rock; Shackleton

Significant Local Events

Bruce Rock Agricultural Show –21 October 2017

Back to the Bush Reunion – 1st Weekend November

Art Exhibitions

Ordinary Council Meeting

Meets third Thursday of each month except January

Tourist Attractions

- Granite Way including Kokerbin Rock
- Kwolyin Camping Grounds
- Shackleton's World's Smallest Bank
- Steve's Art Shackleton
- Mosaic and Centenary Path
- Babakin underground orchid
- Wildflowers
- Bruce's Rock
- Bruce Rock Museum
- Ardath Hotel
- Railway Dam
- Ardath Lake
- Scenic Rural Vistas
- Old Club – Art Gallery
- Federation Amphitheatre and Sculpture Park



Local Industries

Wheat and other cereals, steel fabrication, livestock and agricultural support industries.



Council Statistics (2015-16)

Distance from Perth (km)	245
Area (sq km)	2,772
Length of Sealed Roads (km)	501.1
Length of Unsealed Roads (km)	757.6
Population	974
Number of Electors	742
Number of Dwellings	562
Total Rates Levied	\$1,233,012
Total Revenue	\$4,957,028
Number of Employees	40



THE COUNCIL

Council meets on every third Thursday of the month, except January, to discuss local and regional issues of importance to the district.

The Council is made up of nine Councillors representing the Bruce Rock District.

President

Cr SA Strange

Deputy President

Cr IS Dolton

Councillors	Telephone	Years of Service	Term Expires
Cr Stephen Arthur STRANGE	9061 1324	27	2019
Cr Ian Stephen DOLTON	9062 3010	17	2017
Cr Nathan Robert BUEGGE	9061 1256	3	2017
Cr Simon Bruce Vincent BULLER	9061 1305	1	2019
Cr Donald Alan HEASMAN	9061 1450	13	2017
Cr Phillip Gerard NEGRI	9061 1228	1	2019
Cr Ramesh RAJAGOPALAN	9061 1575	7	2017
Cr Marie Jean ROYCE	9061 1332	3	2019
Cr Merredith Kym THORNTON	9061 1307	5	2019

Council elections are held on the third Saturday in October. The Council will hold an Ordinary election on 21 October 2017.

SHIRE OF BRUCE ROCK CONTACT NUMBERS

Office Hours

8.30am to 4.30pm

Shire Office	9061 1377
Shire Office Fax	9061 1340
Workshop / Fax	9061 1030
Recreation Centre	9061 1169
Swimming Pool	9061 1278
Harvest Ban Information (<i>Recorded Message Only</i>)	9061 1600

After Hours

Chief Executive Officer	Darren Mollenoyux	0428 611 377
Deputy Chief Executive Officer	Catherine Dunn	0408 383 530
Manager of Finance	Jennifer Bow	0427 611 229
Manager of Works and Services	Glenn Casley	0418 745 217
Works Foreman	Colin Brownley	0428 611 297
Town Foreman	Peter Elliot	0427 211 104
Workshop Mechanic	Gary Waight	0427 611 061

Contact

Phone 08 9061 1377
 Fax 08 9061 1340
 Email admin@brucerock.wa.gov.au

54 Johnson Street
 Bruce Rock WA 6418

PO Box 113
 Bruce Rock WA 6418

www.brucerock.wa.gov.au



Fire Contact Numbers

Emergency	000
Harvest Ban Information (Recorded Message Only)	9061 1600

Emergency Numbers

Ambulance/Police/Fire	000
Police Station	9061 1035
Hospital	9061 0222
Doctor's Surgery	9061 1166
Dental Surgery	9061 1954
Physiotherapist	9041 1500
Water Corporation	13 13 75
Synergy	13 13 53



STAFF

Chief Executive Officer	Darren Mollenoyux
Deputy Chief Executive Officer	Catherine Dunn
Manager of Finance	Jennifer Bow
Manager of Works and Services	Glenn Casley
Environmental Health Officer	Julian Goldacre
Senior Finance Officer	Jaqueline Cook
Community Development Officer	Ashleigh Waight
Finance Officer	Melissa Schilling
Executive Support Officer	Lorraine Dransfield
Customer Service Officer	Hannah Gilbert
Swimming Pool Manager	Rodena Lightbody
Medical Centre Practice Manager	Sam Aurisch
Medical Centre Receptionist	Trudy Butler & Caris Negri
Construction Foreman	Colin Brownley
Leading Hand Grader Driver	Ron Yeats
Truck Driver	Glyn Corby
Dozer Driver	Darron Smith
Loader Driver	Brockman Williams
Truck Driver	Mark Black
Truck Driver	Phil Cumming
Plant Operator	Des Houston
Plant Operator	Clint Houston
Plant Operator	Brian Braddock
Town Foreman	Peter Elliot
Leading Hand	Vern Jetta
Labourer	Des Houston
Labourer	Stephen Leek
Labourer	Trevor Smith
Labourer	Emanuel Dumitrache
Building Leading Hand	Jack Andrews
Building Assistant	Luke Henderson
Workshop Manager	Gary Waight
Apprentice Mechanic	Neil Broadbent
Recreation Centre Manager	Damien Bow
Gardener	Darnell Cotter
Cleaner	Robyn Brownley
Cleaners (Part -Time)	Sue Hart, Jen Elliott Lisa Mackwell, Judy Cooper

PRESIDENT'S REPORT



I am pleased to provide this report on the activities of the Shire of Bruce Rock for the year ending 30 June 2016.

It has been another good year and has been great to see our

Councillors and staff striving to continuously provide a high level of service. This has been despite the continuing economic conditions which have not seen a reprieve to the cost-shifting to local government that has occurred in recent years.

Council is now three years into its first Integrated Strategic Plan, working on the objectives of the Shire of Bruce Rock's Strategic Community Plan 2013 - 2023, along with its Informing Strategies – the Corporate Business Plan, Long Term Financial Plan, Asset Management Plan and Workforce Plan. The goals from the Strategic Community Plan have been broken down into four main areas:

- Social;
- Economic;
- Environment; and
- Civic Leadership.

Councillors and staff have continued to work towards the objectives in each of these key areas over the past year. While the work we have completed goes a long way towards fulfilling many of the strategic goals, there is always room for improvement. This is why we are always looking to the future and identifying what opportunities it may bring for the Shire. In the year ahead, the Shire will begin a consultation process to re-assess the community's strategic priorities for the next 5 years.

The last financial year has seen the completion of a number of projects that have been in the pipeline including upgrade of the Shire administration centre, the groundworks for the residential subdivision and successful negotiations with the Water Corporation to construct a Sewerage Treatment Effluent Disposal (STED) Scheme for the town, which will be an upgrade to the towns sanitation system.

On the environmental side, the Shire has installed solar panels on some of the larger Shire buildings to reduce both our future energy bills and environmental footprint. These have now been in for more than a year and have proven to be a great investment. The overall cost of energy at these locations has dropped significantly to previous years. It is looking like a very successful project with the reduction in electricity cost at the aquatic centre alone likely to pay back the cost of the panels within four years. In the current market of rising energy costs the investment in solar has been financially sound.

In addition, the Shire continues to employ a part-time Natural Resource Management Officer to assist the Shire and local growers in local projects regarding land management. This has seen a re-invigoration of the local Land Conservation Development Group who are looking for some projects to get their teeth into. They are always looking for new members, and encourage any interested residents to attend

On a regional level, Councillors and staff have spent considerable time on the following areas that continue to be significant to Bruce Rock and the region:

- Grain Freight Network – As a member of the Rail Retention Alliance, Council continues to advocate to return grain to Tier 3 rail as well as pushing for additional funding to bring and maintain roads on the grain freight network up to a reasonable standard. This is one of the most serious issues

facing the Shire and will require a great deal of time and effort. CBH is currently striving to improve the efficiency of its networks and, in doing so is rationalising parts of its network. This has as flow on effect of changing heavy vehicle road use patterns within the State, directly affecting a number of Shire roads. It is important that we continue to advocate for this issue not only to raise awareness about the cost of bringing the road network up to a sufficient standard, but to ensure the additional road maintenance costs borne by the Shires are appropriately considered.

- Aged Care – Council has identified the importance of aged care services within the shire and is currently working towards a strategic direction that will meet the needs of our community.

This includes being part of the Central East Aged Care Alliance (CEACA) to help form a regional strategic direction as well as being part of the incorporation of Wheatbelt Communities Inc. This is an incorporated company with ourselves and a number of our neighbouring Shires as the shareholders. This company was created in order to apply for regional funding from the Federal Government to build and manage aged care housing across the region. This has been successful in receiving grant funding from State and Federal governments and will look to start building accommodation units in the next financial year.

Councillors have been kept busy attending many meetings and workshops over the past year. In addition to regular monthly Council meetings Councillors and staff have attended or participated in the following;

- Wheatbelt East Regional Organisation of Council's (WEROOC) meetings;

- Wheatbelt Communities Inc.
- WA Local Government Association (WALGA) Zone meetings;
- WA Local Government Association Annual Conference;
- Regional Road Group meetings;
- Local and Regional Health meetings;
- Local and District Fire Advisory meetings;
- Local Emergency Management meetings;
- Structural Reform and Strategic Planning;
- Grain Freight Network Meetings
- Central East Aged Care Alliance meetings; and
- Local community and recreation group meetings.

Council continues to provide its community with the infrastructure that supports development of the district and the provision of services that make Bruce Rock an attractive place in which to live, work, invest and play.

Once again Councillors and staff have worked hard to provide for the needs of the community whilst continuing to plan for the long term viability of the shire and its residents and believes that it is well placed both financially and strategically to be sustainable for many years to come.

Council staff have all worked hard over the past twelve months completing works such as road construction and maintenance, building works, townscaping and gardens, the upkeep of facilities like the aquatic centre including the slide pool, civic buildings and medical centre just to name a few.

I thank the staff and community members who have again contributed tirelessly to ensure that the Shire of Bruce Rock is the place that we all love and admire.

Finally, I would like to thank my fellow Councillors for their ongoing contribution towards the future of Council. The commitment and dedication of all of the

Councillors to the role has been outstanding and I thank them for their support in my role as the Shire President.



Cr Stephen Strange

PRESIDENT

CHIEF EXECUTIVE OFFICER'S REPORT



I am very pleased to present the 2015-16 Annual Report for the Shire of Bruce Rock. The 2015-16 financial year has been another busy year for the staff and Councillors.

There have been a number of projects on the go for our staff along with the usual day to day operations. The staff work hard to ensure these tasks are conducted in an efficient, professional manner. Planning continues for many potential and actual projects such as the hockey turf and residential subdivision. Other projects have been completed such as the the Caravan Park upgrade.

Significant work has been undertaken towards aged friendly communities programs including continual improvement of the footpath network and advocating for local business to improve facilities through the townscape grants program. Additional planning for implementation of the Septic Tank Effluent Disposal scheme ("STED") scheme has been underway as we anticipate this will

proceed in the 2016/17 financial year. This is a significant project which will have a beneficial outcome for many properties in town.

CORPORATE AND COMMUNITY

The Corporate and Community Directorate of the Shire of Bruce Rock is responsible for the following areas:

- Administration and Office Support
- IT
- Records Management
- Compliance
- Emergency Management
- Integrated Planning
- NRMO
- Library
- Bruce Rock Aquatic Centre
- Bruce Rock Medical Centre

During the year, the management team have worked to continue their implementation of the integrated planning and reporting which was adopted in June 2015. There has been ongoing work in the asset management plan and workforce plan as we strive to implement the identified objectives.

The Administration continues to strive to lift standards and meet compliance while addressing the needs of the local community. An upgrade of the administration office was completed during the year to improve the appearance and efficiency of the administration office.

Regionally, there continue to be a number of issues we have been working towards. This includes the Central East Aged Care Alliance ("CEACA"), Wheatbelt Communities Inc., Aged Friendly Communities Resource Sharing, Wheatbelt Eastern Regional Operating

Council ("WERO") Royalties for Regions community housing, the ongoing fight to manage grain freight operations and seeking to retain funding to maintain the affected road networks.

FINANCE

The Finance department is responsible for the sound financial management of the Shire. The department maintains accurate accounting records and produces to Council each month financial reports. The department is also responsible for the preparation and presentation of the Shire's Annual Financial Reports, Annual Budgets and Long Term Financial Plans.

Council completed 2015/16 with a net operating loss of \$851,888. This reflected a total operating revenue of \$4,957,028 and total operating expenditure of \$7,725,850.

Council also undertook an extensive capital works program totaling \$4,368,485. This expenditure consisted of \$546,197 in land and buildings, \$434,290 in plant acquisition, \$40,914 in furniture and equipment, and \$3,347,084 in roads and other infrastructure development.

Debt Management

Through a conservative approach to financial management Council has been able to retain its loan indebtedness to less than \$273,000, allowing Council in the future access to loan funds for large projects. Most projects are funded by operating income or the use of reserve funds. However, careful use of loan borrowings is considered to be an effective way to fund large projects and spread the cost burden over a number years. As at 30 June 2016 Council has two loans on its books at a value of \$272,989. This was taken out to help fund the caravan park upgrade and installation of solar panels on public buildings.

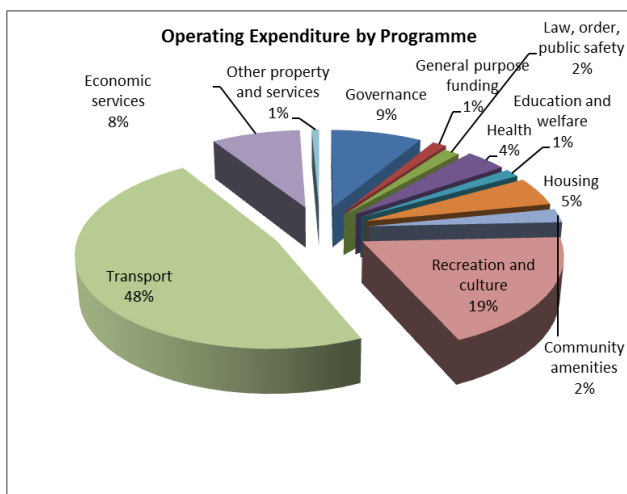
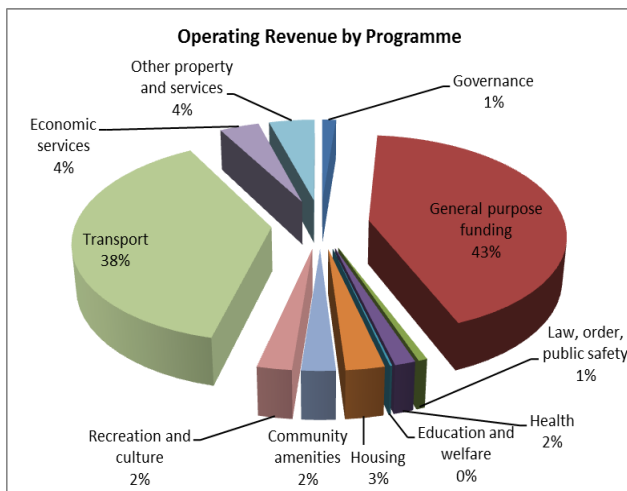
REGULATORY

The Regulatory Services department is responsible for the following areas:

- Waste Management, public health and food hygiene
- Disability services
- Occupational Safety and Health Compliance
- Ranger and environmental management
- Local Laws and Law Enforcement
- Building

The Regulatory Services Department completed the following in relation to Building, Health and Waste Management:

Seven applications including garages, sheds, patios, housing renovations, solar



panel additions and new dwellings were received.

Inspections of food premises and lodging accommodations occurred as necessary. Inspections were undertaken prior to public events to ensure there were no hazards to the public.

Council has substantially completed the residential land subdivision above the recreation centre, and re-zoned two blocks of land in anticipation of building aged friendly accommodation as part of the regional CEACA alliance.

WORKS AND SERVICES

The Works and Services Department is responsible for:

- Roads Construction and Maintenance
- Town Maintenance
- Private Works
- Plant and Equipment Management
- Bruce Rock Recreation Centre

Construction Crew

In the 2015/16 year the construction crew worked on the following projects:

- Grain Freight
 - Babakin Corrigin Road
 - Babakin North West Road
 - Barr St intersection
 - Bruce Rock townsite network
- Regional Road Group
 - Eujinyn South Road
 - Old Beverley Road
 - Ardath SW Road (blackspot)
 - Stranger Road (blackspot)
- Roads to Recovery
 - Shackleton Bilbarrin Road
 - Kwolyin West Road
 - Wogarl West Road
 - Belka South Road
 - Eujinyn South Road

- Copestakes Road
- Curlew Drive

Town Crew

The Town Crew in the 2015/16 year worked on the following projects:

- Footpaths
- Stormwater drainage
- Culvert works on various roads
- Depot sealing and upgrade
- Site works for new housing
- Kerbing at residential subdivision
- Caravan Park upgrade
- Completion of residential subdivision clearing and works
- Sealing of cemetery roads
- Kwolyin East Road Bridge
- Strachan Road Bridge
- Private Works
- General Maintenance and Gardening around the townsites

Workshop

The following Plant and Equipment were purchased throughout the 2015/16 year:

- 3 Crew cabs utes - staff vehicles
- Toyota Prado (CEO's vehicle)
- Streetsweeper
- 1 crew cab truck – crew vehicle
- Portable post hole digger
- Weighing machine for loader

THE YEAR AHEAD

The major sources of funding for the 2016/17 budget are;

- \$2.43 million from Federal Financial Assistance Grants
- \$1.23 million from Council Rates
- \$0.29 million from the Royalties for Regions' Country Local Government Fund 2011/12 towards the construction of a residential property

- \$1.134 million towards specific grain freight routes
- \$1.016m from the Federal Government's Roads to Recovery Program
- \$1.15 million for Specific road and bridge funding through Main Roads and the WA Grants Commission.

Council's total operating expenditure will be \$5.5 million for the 2016/17 financial year. In addition to this, Council will have significant expenditure on capital works and purchases of \$4.0 million.

The 2016/17 budget will see improvement in many areas of the shire. Council will continue to fund the maintenance of many of its buildings and community facilities, however the following is an overview of expenditure on new projects and improvements;

Administration and Governance

- Completion of the IT environment upgrade

Health Services

- New vehicle for the doctor.

Housing

- Purchase two blocks of land in the residential subdivision.
- Construction of new house at the residential subdivision.

DISABILITIES SERVICE PLAN

Council reviews provision of facilities and services on a regular basis to identify barriers that may prevent the effective delivery of the services to people with a disability.

As Council continues to build new facilities and improve others it is always mindful of

Community Amenities

- Complete and entry statement of the new subdivision.
- Continued works to improve the Bruce Rock cemetery.

Recreation & Culture

- The 'Back to the Bush Reunion' will return to a full week finishing on the the first weekend in November.
- Construction of a synthetic hockey turf and associated works.

Road and Transport

- \$400,000 to fund the reseal of Bruce Rock Narembeen Road.
- \$100,000 towards improving and maintain road infrastructure as part of the grain freight works.
- \$1,095,000 will be spent on other improvements to the road network.
- \$66,170 has been committed to the ongoing footpath improvement project.
- \$216,500 has been allocated to bridgeworks and repairs.

Economic Services

- Work with Landcorp to develop a residential subdivision. The Shire has committed to purchase two of the available lots.

improving access for people with disabilities.

Recent initiatives to support people with disabilities within Bruce Rock include:

- Upgrade of the Shire administration centre, including wheelchair accessible counter and automatic doors;
- Continued work to improve the footpath network around the town;

- Affiliating with the Companion Card program.
- Completion of a unisex disabled toilet at the Shire depot.

DISABILITY ACCESS AND INCLUSION PLAN

The Disability Services Act 1993 was amended in December 2003, creating a requirement for public authorities to develop and implement Disability Access and Inclusion Plans (DAIPs). These plans replace and build on the achievements of the Disability Services Plans (DSPs).

The Disability Services Commission requires Local Governments to report on the six outcomes relating to DAIPs to the public annually.

Outcome 1: Services and Events

Council is continually adapting our existing services to give people with disabilities the same opportunities as other people to access the services of, and any events organised by the Shire.

Council ensures people with disabilities are given access to all Shire events and to access the services of the Shire. Events such as the 'Back to the Bush Reunion' Week progress because the Council ensures that adequate and proper facilities are provided. These facilities include level ground for caravan parking, new footpaths to the town centre from temporary overflow facilities and access to the heated pool facilities.

Outcome 2: Buildings and Other Facilities

Council also continues with improvements to buildings and footpath infrastructure to assist with both wheelchair and gopher access.

Outcome 3: Information

Wherever possible people with disabilities can receive information from the Shire in a format that will enable them to access the information readily as other people are able to access it.

People with disabilities can access information produced by the Shire of Bruce Rock in different formats. Anyone requiring a different format are encouraged to contact the Shire Office. Council also has a website which enables ease of access to public documents, information and other Council related data.

Outcome 4: Level and Quality of Service

The staff is always encouraged to be aware of the needs of people with disabilities to ensure they receive the same level and quality of service as other people receive.

Staff at the Shire of Bruce Rock are made aware that people with disabilities may have different needs. Staff are encouraged to ensure that people with disabilities receive the same level and quality of service as other people receive.

Outcome 5: Complaints Process

People with disabilities have the same opportunities as other people to make complaints to staff, and can be via written letters, email, SMS or verbally.

People with disabilities are able to make complaints and can do this via written letters, email, SMS or verbally.

Outcome 6: Public Consultation Process

Council provides many ways for people to participate in public consultation and we are more than happy to discuss any grievances community members may

have regarding the services available to the disabled.

Council has made the DAIP available on the website for the community to access. The community was also given the opportunity to comment on the DAIP prior to it being adopted by Council. The 2012 – 2017 DAIP is also available on the website for public comment.

Outcome 7: Employment

During the year Council completed works to improve the accessibility of the administration office and the Shire depot. This is to remove barriers to employment for a person with a disability. This included upgrading the Shire administration building and cementing the staff area of the depot (previously dirt) and installing a unisex accessible toilet at the Shire depot.

INTEGRATED STRATEGIC PLANNING

The changes to the *Local Government Act 1995* have replaced the need for the Plan for the Future of the District with the requirement that Local Governments produce plans that are in line with the Integrated Strategic Planning and Reporting Framework.

In June 2013 Council adopted the Strategic Community Plan 2012-2023. This plan contains a number of strategic outcomes and drivers which are classified into four key areas:

1. Social;
2. Economic;
3. Environmental; and

4. Civic Leadership

This plan builds on the innovations and achievements of Bruce Rock – our success in attracting new businesses and residents to the Shire, the quality of our facilities and lifestyle, the financial sustainability of the Shire Council, and most importantly, the strengths, energy and commitment of our community. It was developed in consultation with the community and is available for viewing on the Shire's website. While this is the overarching document, the development of this plan included the creation of a number of other informing strategies which include the Long Term Financial Plan, Asset Management Plan, Workforce Plan and Corporate Business Plan.

Key goals for the community that have been identified by the Strategic Community Plan 2013-2023 are:

- a recognizable Shire of Bruce Rock identity;
- the Shire of Bruce rock is an attractive, connected and rewarding place to live;
- advocate and provide for an integrated transport network;
- determine service requirement and delivery options in the areas of children, youth, families and seniors;
- facilitate diverse, inclusive housing options;
- a high standard of health services to address the needs of all sectors of the community;

- provide a variety of sport, recreation and leisure services for all life stages;
- people are safe in their homes and in public;
- actively support and develop local and new business;
- provide commercial and industrial land aligned to economic need and growth;
- advocate for the technological infrastructure necessary to support and expand business;
- strengthen the capacity and integration of tourism in the Shire of Bruce Rock;
- lifelong education, learning and employment is fostered;
- a functional mix of open space;
- preserve and protect local ecology and biodiversity;
- mitigate the Shire of Bruce Rock's environmental footprint;
- plan for water conservation, reuse and efficiency, water catchment and storage;
- sustainable waste management focusing on waste minimization, infill sewerage and resource recovery;
- develop leadership skills and behaviours that enhance the knowledge, skills and experience of the Shire staff and Council;
- manage the organization in a responsible and accountable manner;
- deliver services that meet the current and future needs and expectations of the community whilst maintaining statutory compliance.

Major Initiatives proposed or continuing during 2016/17 are;

- Completion of the residential subdivision in partnership with Landcorp.
- Purchase of two blocks and building on one house at the residential subdivision.
- Construction of a synthetic hockey turf;
- Implementation of the strategic planning, asset management, workforce plan and other integrated strategic plans.
- Work towards solutions on the current shortage of long and short term accommodation within Bruce Rock.
- Continue to investigate options regarding the demand and requirements to further develop facilities for retirees, aged and frail aged.
- Continue to work with the Water Corporation on the construction of a STED scheme.

As at 30 June 2016 the Shire of Bruce Rock there have been no changes to the following plans which were adopted during the previous financial year.

- Strategic Community Plan
- Corporate Business Plan

Copies of these plans are available from the Shire Office or can be downloaded from Council's website at www.brucerock.wa.gov.au

A summary of the Shire's progress against the Key Performance Indicators ("KPI's) in the Strategic Community Plan has been shown below.

Strategic Performance Measures				
Social				
KPI No	Strategic Outcomes	Data Source	Value	Comment
1	Perception that Shire - Leads the Way	Conduct a stakeholder survey every 2 years	Data unavailable	
2	Increase in population	ABS - Census	Data unavailable	
3	Increase in retention of young people (under 25 years)	ABS - Census	Data unavailable	
4	Resident attendance at recreation, culture and leisure activities	Events information/ records	4	Number of activities only
5	Provision of current and improved medical infrastructure and services	Number of Health & Allied Health providers in the Shire	6	
6	Crime Rate	External Agency Reports	18	Based on WAPol reports
7	Safety of transport networks	External Agency Reports	0	
8	Provision of affordable housing and aged care options	Number of housing options available	0	In progress
Economic				
KPI No	Strategic Outcomes	Data Source	Value	Comment
9	Degree of educational engagement in the community	Training statistics from the CRC	Data unavailable	
		Library usage data		Number of loans
10	Number of businesses in the Shire	Number of businesses in the Shire	44	
11	Satisfaction with commercial services and infrastructure	Conduct a stakeholder survey every 2 years	Data unavailable	
12	Perceived visitor satisfaction and number of visitors to the Shire.	Conduct a stakeholder survey every 2 years	Data unavailable	
		Event information/ records	4	
Environment				
KPI No	Strategic Outcomes	Data Source	Value	Comment
13	Awareness of environmental responsibility	Number of articles/information published by the shire	12	
		Number of projects conducted by NRMO	3	
14	Shire environmental footprint continues to be reduces	Number of "green initiatives"	4	Solar panels, improved water catchments
15	Satisfaction with waste management services and recycling processes	Conduct a stakeholder survey every 2 years	Not yet available	
16	Satisfaction with water capture, reuse and recycle	Conduct a stakeholder survey every 2 years	Not yet available	
17	Number of connections to deep sewerage	Number of sewerage connections	0	STED scheme in planning stage
Civic Leadership				
KPI No	Strategic Outcomes	Data Source	Value	Comment
18	Level of satisfaction with community leadership	Conduct a stakeholder survey every 2 years	Data unavailable	
19	level of satisfaction with leadership support	Conduct a stakeholder survey every 2 years	Data unavailable	
20	Degree of community engagement in decisions	Number of community consultation ads and attendance	2	Community consultation events
21	Successful staff attraction and retention strategies	Number of strategies implemented from the WFP	21	
		Number of applicants received per job ads	5.8	

Forward Capital Works Plan

As part of the requirements of the Royalties for Regions Country Local Government Fund Council has also developed a Forward Capital Works Plan, which currently compliments our Integrated Strategic Planning. This Plan was adopted in 2010/11 and was reviewed during the 2013 financial year.

NATIONAL COMPETITION POLICY

National Competition Policy (NCP) is designed to enhance the efficiency and effectiveness of public sector agencies and lead to more efficient use of all economic resources. There are a number of specific requirements placed on Local Government in the areas of competitive neutrality, legislation review and structural reform. Each Local Government is required to report its progress in achieving NCP reforms in its annual report.

In respect to Council's responsibility in relation to the National Competition Policy, the Shire reports as follows:

- No business enterprise of the Shire has been classified by the Australian Bureau of Statistics as either a Public Trading Enterprise or a Public Financial Enterprise.
- Competitive neutrality has not been applied to any activities undertaken by the Shire in this reporting period.
- No allegations of non-compliance with the competitive neutrality principles have been made by any private enterprise.
- The principles of competitive neutrality will be implemented in respect of any

relevant activities undertaken during the 2015/16 year.

A further requirement of the National Competition Policy is that all Council Local Laws are reviewed every 8 years to determine whether they are in conflict with competitive neutrality and comply with the Local Government Act 1995.

A review of Council's Local Laws was undertaken during the 2011/12 financial year.

STATE RECORDKEEPING ACT

The *State Records Act 2000* requires that the Shire maintains and disposes of all records in the prescribed manner.

The Shire of Bruce Rock carried out a review of its Record Keeping Plan in November 2009 with amendments finalised in November 2010.

Standard 2, Principle 6 – Compliance: Government organisations ensure their employees comply with the record keeping plan.

Rationale:

An organisation and its employees must comply with the organisation's record keeping plan. Organisations should develop and implement strategies for ensuring that each employee is aware of the compliance responsibilities.

Minimum Compliance Requirements:

The record keeping plan is to provide evidence to adduce that:

1. The efficiency and effectiveness of the organisation's record keeping system is evaluated not less than once every 5 years.

2. The organisation conducts a record keeping training program.

3. The efficiency and effectiveness of the record keeping training program is reviewed from time to time.

4. The organisation's induction program addresses employee roles and responsibilities in regard to their compliance with the organisation's record keeping plan.

The Shire of Bruce Rock has complied with items 1-4. The Shire will again review the recordkeeping plan during the 2016 /17 financial year.

PUBLIC INTEREST DISCLOSURES

The *Public Interest Disclosure Act 2003* facilitates the disclosure of public interest information, and provides for the protection of those making such disclosure and those who are subject of the disclosures. The Act provides a system for the matters disclosed to be investigated and for appropriate action to be taken.

The Chief Executive Officer has complied with the obligation under the Act, including:

- appointing the Deputy Chief Executive Officer as the PID Officer for the Shire of Bruce Rock and publishing an internal procedure manual relating to the Shire's obligations.
- providing protection from detrimental action or the threat of detrimental action for any employee of the Shire who makes

an appropriate disclosure of public interest information.

The Shire of Bruce Rock had no Public Interest Disclosures during the reporting period 2014/15 .

FREEDOM OF INFORMATION

Part 5 of the *Freedom of Information Act 1992* requires an agency such as a local government to prepare and publish an Information Statement.

The Shire of Bruce Rock has developed an Information Statement which can be inspected via Council's website or by contacting the Shire Office. This Information Statement was adopted in 2007 and reviewed in 2010.

The Shire of Bruce Rock received no valid applications under the *Freedom of Information Act 1992*.

EMPLOYEE PAYMENTS

For the purpose of Regulation 19B of the *Local Government (Administration) Regulations 1996* the following is required to be contained in Council's Annual Report;

1. The number of employees of the Local Government entitled to an annual salary of \$100,000 or more; and
2. The number of those employees with an annual salary entitlement that fall within each band of \$10,000 over \$100,000.

The Shire of Bruce Rock has the following employees entitled to an annual salary more than \$100,000:

Salary Range	2016	2015	
\$100,000 - \$109,999	0	0	1
\$110,000 - \$119,999	0	1	
\$120,000 - \$129,999	1	0	

REGISTER OF CERTAIN COMPLAINTS FOR MINOR BREACHES

For the purpose of Section 5.121 of the *Local Government Act 1995* Council must report entries recorded in the Register of Complaints during the financial year. Council did not receive any complaints during the 2015/16 financial year.

SHIRE OF BRUCE ROCK
FINANCIAL REPORT
FOR THE YEAR ENDED 30TH JUNE 2016

TABLE OF CONTENTS

Statement by Chief Executive Officer	2
Statement of Comprehensive Income by Nature or Type	3
Statement of Comprehensive Income by Program	4
Statement of Financial Position	5
Statement of Changes in Equity	6
Statement of Cash Flows	7
Rate Setting Statement	8
Notes to and Forming Part of the Financial Report	9 to 57
Independent Audit Report	58 to 59
Supplementary Ratio Information	60

Principal place of business:
54 Johnson Street
Bruce Rock WA 6418

**SHIRE OF BRUCE ROCK
FINANCIAL REPORT
FOR THE YEAR ENDED 30TH JUNE 2016**

**LOCAL GOVERNMENT ACT 1995
LOCAL GOVERNMENT (FINANCIAL MANAGEMENT) REGULATIONS 1996**

STATEMENT BY CHIEF EXECUTIVE OFFICER

The attached financial report of the Shire of Bruce Rock being the annual financial report and other information for the financial year ended 30 June 2016 are in my opinion properly drawn up to present fairly the financial position of the Shire at 30th June 2016 and the results of the operations for the financial year then ended in accordance with the Australian Accounting Standards and comply with the provisions of the Local Government Act 1995 and the regulations under that Act.

Signed as authorisation of issue on the 14th day of March 2017.



Darren Mollenoyux
Chief Executive Officer

SHIRE OF BRUCE ROCK
STATEMENT OF COMPREHENSIVE INCOME
BY NATURE OR TYPE
FOR THE YEAR ENDED 30TH JUNE 2016

	NOTE	2016 \$	2016 Budget \$	2015 \$
Revenue				
Rates	23	1,233,012	1,233,523	1,153,757
Operating grants, subsidies and contributions	30	1,510,060	1,481,045	3,756,469
Fees and charges	29	2,033,361	724,195	545,948
Interest earnings	2(a)	71,574	58,507	77,502
Other revenue	2(a)	109,021	75,000	86,217
		<u>4,957,028</u>	<u>3,572,270</u>	<u>5,619,893</u>
Expenses				
Employee costs		(1,933,872)	(2,003,001)	(1,841,201)
Materials and contracts		(1,056,369)	(1,517,794)	(1,131,105)
Utility charges		(247,669)	(266,630)	(255,923)
Depreciation on non-current assets	2(a)	(4,237,623)	(2,704,929)	(2,729,705)
Interest expenses	2(a)	(10,151)	(7,743)	0
Insurance expenses		(177,887)	(169,550)	(192,716)
Other expenditure		(62,279)	(85,755)	(64,171)
		<u>(7,725,850)</u>	<u>(6,755,402)</u>	<u>(6,214,821)</u>
		<u>(2,768,822)</u>	<u>(3,183,132)</u>	<u>(594,928)</u>
Non-operating grants, subsidies and contributions	30	2,051,759	3,168,214	1,066,570
Profit on asset disposals	20	36,964	17,000	1,256
(Loss) on asset disposals	20	(171,789)	(18,000)	(102,954)
(Loss) on revaluation of Fixed Assets		0	0	(390,716)
Net result		<u>(851,888)</u>	<u>(15,918)</u>	<u>(20,772)</u>
Other comprehensive income				
<i>Items that will not be reclassified subsequently to profit or loss</i>				
Changes on revaluation of non-current assets	12	17,813	0	36,410,733
Total other comprehensive income		<u>17,813</u>	<u>0</u>	<u>36,410,733</u>
Total comprehensive income		<u>(834,075)</u>	<u>(15,918)</u>	<u>36,389,961</u>

This statement is to be read in conjunction with the accompanying notes.

SHIRE OF BRUCE ROCK
STATEMENT OF COMPREHENSIVE INCOME
BY PROGRAM
FOR THE YEAR ENDED 30TH JUNE 2016

	NOTE	2016 \$	2016 Budget \$	2015 \$
Revenue	2(a)			
Governance		65,840	65,230	99,627
General purpose funding		2,113,953	2,057,564	3,966,683
Law, order, public safety		31,034	18,630	26,864
Health		71,893	64,800	80,083
Education and welfare		7,745	3,400	5,196
Housing		134,273	155,000	117,990
Community amenities		118,057	126,250	112,053
Recreation and culture		120,235	88,550	88,041
Transport		1,889,865	528,246	808,589
Economic services		187,677	275,300	155,060
Other property and services		216,453	189,300	208,963
		<u>4,957,025</u>	<u>3,572,270</u>	<u>5,669,149</u>
Expenses	2(a)			
Governance		(665,892)	(649,268)	(625,691)
General purpose funding		(104,076)	(62,955)	(154,479)
Law, order, public safety		(119,430)	(132,346)	(121,431)
Health		(302,973)	(304,127)	(301,247)
Education and welfare		(111,142)	(128,435)	(99,339)
Housing		(385,799)	(392,359)	(333,809)
Community amenities		(184,624)	(189,426)	(178,394)
Recreation and culture		(1,473,398)	(1,628,088)	(1,549,351)
Transport		(3,667,349)	(2,333,616)	(1,982,214)
Economic services		(648,347)	(707,883)	(662,468)
Other property and services		(52,666)	(219,156)	(255,654)
		<u>(7,715,696)</u>	<u>(6,747,659)</u>	<u>(6,264,077)</u>
Finance costs	2(a)			
Recreation and culture		(2,626)	(2,003)	0
Economic services		(7,525)	(5,740)	0
		<u>(10,151)</u>	<u>(7,743)</u>	<u>0</u>
		<u>(2,768,822)</u>	<u>(3,183,132)</u>	<u>(594,928)</u>
Non-operating grants, subsidies and contributions	30	2,051,759	3,168,214	1,066,570
Profit on disposal of assets	20	36,964	17,000	1,256
(Loss) on disposal of assets	20	(171,789)	(18,000)	(102,954)
(Loss) on revaluation of Fixed Assets		0	0	(390,716)
		<u>0</u>	<u>0</u>	<u>(390,716)</u>
Net result		<u>(851,888)</u>	<u>(15,918)</u>	<u>(20,772)</u>
Other comprehensive income				
<i>Items that will not be reclassified subsequently to profit or loss</i>				
Changes on revaluation of non-current assets	12	17,813	0	36,410,733
Total other comprehensive income		<u>17,813</u>	<u>0</u>	<u>36,410,733</u>
Total comprehensive income		<u>(834,075)</u>	<u>(15,918)</u>	<u>36,389,961</u>

This statement is to be read in conjunction with the accompanying notes.

SHIRE OF BRUCE ROCK
STATEMENT OF FINANCIAL POSITION
AS AT 30TH JUNE 2016

	NOTE	2016 \$	2015 \$
CURRENT ASSETS			
Cash and cash equivalents	3	1,868,276	3,101,638
Trade and other receivables	4	1,028,719	366,378
Inventories	5	23,418	28,760
TOTAL CURRENT ASSETS		<u>2,920,413</u>	<u>3,496,776</u>
NON-CURRENT ASSETS			
Other receivables	4	10,342	9,161
Property, plant and equipment	6	33,567,881	35,073,069
Infrastructure	7	61,380,355	60,447,055
TOTAL NON-CURRENT ASSETS		<u>94,958,578</u>	<u>95,529,285</u>
TOTAL ASSETS		<u>97,878,991</u>	<u>99,026,061</u>
CURRENT LIABILITIES			
Trade and other payables	8	206,359	472,072
Current portion of long term borrowings	9	65,815	64,257
Provisions	10	341,203	317,074
TOTAL CURRENT LIABILITIES		<u>613,377</u>	<u>853,403</u>
NON-CURRENT LIABILITIES			
Long term borrowings	9	207,174	272,988
Provisions	10	28,602	35,758
TOTAL NON-CURRENT LIABILITIES		<u>235,776</u>	<u>308,746</u>
TOTAL LIABILITIES		<u>849,153</u>	<u>1,162,149</u>
NET ASSETS		<u>97,029,838</u>	<u>97,863,912</u>
EQUITY			
Retained surplus		38,537,036	39,757,615
Reserves - cash backed	11	1,562,364	1,193,672
Revaluation surplus	12	56,930,438	56,912,625
TOTAL EQUITY		<u>97,029,838</u>	<u>97,863,912</u>

This statement is to be read in conjunction with the accompanying notes.

**SHIRE OF BRUCE ROCK
STATEMENT OF CHANGES IN EQUITY
FOR THE YEAR ENDED 30TH JUNE 2016**

	NOTE	RETAINED SURPLUS \$	RESERVES CASH BACKED \$	REVALUATION SURPLUS \$	TOTAL EQUITY \$
Balance as at 1 July 2014		39,824,759	1,147,302	20,501,892	61,473,950
Comprehensive income					
Net result		(20,772)	0	0	(20,772)
Changes on revaluation of assets	12	0	0	36,410,733	36,410,733
Total comprehensive income		(20,772)	0	36,410,733	36,389,961
Transfers from/(to) reserves		(46,371)	46,371	0	0
Balance as at 30 June 2015		39,757,616	1,193,672	56,912,625	97,863,912
Comprehensive income					
Net result		(851,888)	0	0	(851,888)
Changes on revaluation of assets	12	0	0	17,813	17,813
Total comprehensive income		(851,888)	0	17,813	(834,075)
Transfers from/(to) reserves		(368,692)	368,692	0	0
Balance as at 30 June 2016		38,537,036	1,562,364	56,930,438	97,029,838

This statement is to be read in conjunction with the accompanying notes.

**SHIRE OF BRUCE ROCK
STATEMENT OF CASH FLOWS
FOR THE YEAR ENDED 30TH JUNE 2016**

	NOTE	2016 Actual \$	2016 Budget \$	2015 Actual \$
CASH FLOWS FROM OPERATING ACTIVITIES				
Receipts				
Rates		1,219,273	1,233,523	1,147,033
Operating grants, subsidies and contributions		836,138	1,481,045	4,158,003
Fees and charges		2,033,364	724,195	545,948
Service charges		0	0	0
Interest earnings		71,574	58,507	78,369
Goods and services tax		0	0	0
Other revenue		109,021	75,000	86,215
		<u>4,269,370</u>	<u>3,572,270</u>	<u>6,015,568</u>
Payments				
Employee costs		(1,949,342)	(1,984,195)	(1,815,880)
Materials and contracts		(1,285,595)	(1,517,794)	(937,273)
Utility charges		(247,669)	(266,630)	(255,923)
Interest expenses		(8,857)	(7,743)	0
Insurance expenses		(177,887)	(169,550)	(192,716)
Goods and services tax		24,139	0	(24,139)
Other expenditure		(62,278)	(85,755)	(64,172)
		<u>(3,707,489)</u>	<u>(4,031,667)</u>	<u>(3,290,103)</u>
Net cash provided by (used in) operating activities	13(b)	<u>561,881</u>	<u>(459,397)</u>	<u>2,725,465</u>
CASH FLOWS FROM INVESTING ACTIVITIES				
Payments for purchase of property, plant & equipment		(1,021,401)	(987,344)	(1,576,866)
Payments for construction of infrastructure		(3,347,084)	(3,337,572)	(2,235,587)
Non-operating grants, subsidies and contributions		2,051,759	3,168,214	1,066,570
Proceeds from sale of fixed assets		585,736	118,000	323,724
Net cash provided by (used in) investment activities		<u>(1,730,990)</u>	<u>(1,038,702)</u>	<u>(2,422,159)</u>
CASH FLOWS FROM FINANCING ACTIVITIES				
Repayment of debentures		(64,257)	(64,257)	0
Proceeds from new debentures		0	0	337,245
Net cash provided by (used in) financing activities		<u>(64,257)</u>	<u>(64,257)</u>	<u>337,245</u>
Net increase (decrease) in cash held		(1,233,366)	(1,562,356)	640,551
Cash at beginning of year		3,101,638	2,801,244	2,461,087
Cash and cash equivalents at the end of the year	13(a)	<u><u>1,868,272</u></u>	<u><u>1,238,888</u></u>	<u><u>3,101,638</u></u>

This statement is to be read in conjunction with the accompanying notes.

**SHIRE OF BRUCE ROCK
RATE SETTING STATEMENT
FOR THE YEAR ENDED 30TH JUNE 2016**

NOTE	2016 Actual \$	2016 Budget \$	2015 Actual \$
Net current assets at start of financial year - surplus/(deficit)	<u>1,616,423</u> 1,616,423	<u>1,596,379</u> 1,596,379	<u>1,609,370</u> 1,609,370
Revenue from operating activities (excluding rates)			
Governance	65,840	65,230	99,627
General purpose funding	893,723	853,041	2,763,669
Law, order, public safety	31,034	18,630	26,864
Health	71,893	64,800	80,191
Education and welfare	7,745	3,400	5,196
Housing	166,302	155,000	117,990
Community amenities	118,057	126,250	112,053
Recreation and culture	120,235	88,550	88,041
Transport	1,894,800	528,246	808,589
Economic services	187,677	275,300	156,209
Other property and services	216,453	189,300	208,963
	<u>3,773,759</u>	<u>2,367,747</u>	<u>4,467,392</u>
Expenditure from operating activities			
Governance	(673,486)	(649,268)	(636,935)
General purpose funding	(104,076)	(62,955)	(105,222)
Law, order, public safety	(151,430)	(132,346)	(121,431)
Health	(307,884)	(304,127)	(301,247)
Education and welfare	(111,142)	(128,435)	(99,339)
Housing	(501,031)	(392,359)	(333,809)
Community amenities	(184,624)	(189,426)	(178,394)
Recreation and culture	(1,476,264)	(1,630,091)	(1,556,401)
Transport	(3,679,161)	(2,333,616)	(2,384,685)
Economic services	(655,872)	(713,623)	(735,374)
Other property and services	(52,666)	(219,156)	(255,653)
	<u>(7,897,636)</u>	<u>(6,755,402)</u>	<u>(6,708,490)</u>
Operating activities excluded from budget			
Loss on revaluation of fixed assets	0	0	390,716
(Profit) on disposal of assets	20 (36,964)	(17,000)	(1,256)
Loss on disposal of assets	20 171,789	18,000	102,954
Movement in deferred pensioner rates (non-current)	(1,181)	0	(692)
Movement in employee benefit provisions (non-current)	(7,156)	0	4,253
Depreciation and amortisation on assets	2(a) 4,237,623	2,704,929	2,729,704
Amount attributable to operating activities	<u>1,856,657</u>	<u>(85,347)</u>	<u>2,593,951</u>
INVESTING ACTIVITIES			
Non-operating grants, subsidies and contributions	2,051,759	3,168,214	1,066,570
Proceeds from disposal of assets	20 585,736	118,000	323,724
Purchase of property, plant and equipment	6(b) (1,021,401)	(987,344)	(1,576,866)
Purchase and construction of infrastructure	7(b) (3,347,084)	(3,337,572)	(2,235,587)
Amount attributable to investing activities	<u>(1,730,990)</u>	<u>(1,038,702)</u>	<u>(2,422,159)</u>
FINANCING ACTIVITIES			
Repayment of debentures	21(a) (64,257)	(64,257)	0
Proceeds from new debentures	21(a) 0	0	337,245
Transfers to reserves (restricted assets)	11 (368,692)	(45,217)	(55,048)
Transfers from reserves (restricted assets)	11 0	0	8,677
Amount attributable to financing activities	<u>(432,949)</u>	<u>(109,474)</u>	<u>290,874</u>
Surplus(deficiency) before general rates	<u>(307,282)</u>	<u>(1,233,523)</u>	<u>462,666</u>
Total amount raised from general rates	23 1,222,680	1,233,523	1,153,757
Net current assets at June 30 c/fwd - surplus/(deficit)	24 <u><u>915,398</u></u>	<u><u>0</u></u>	<u><u>1,616,423</u></u>

This statement is to be read in conjunction with the accompanying notes.

SHIRE OF BRUCE ROCK
NOTES TO AND FORMING PART OF THE FINANCIAL REPORT
FOR THE YEAR ENDED 30TH JUNE 2016

1. SUMMARY OF SIGNIFICANT ACCOUNTING POLICIES

(a) Basis of Preparation

The financial report comprises general purpose financial statements which have been prepared in accordance with Australian Accounting Standards (as they apply to local governments and not-for-profit entities), Australian Accounting Interpretations, other authoritative pronouncements of the Australian Accounting Standards Board, the Local Government Act 1995 and accompanying regulations. Material accounting policies which have been adopted in the preparation of this financial report are presented below and have been consistently applied unless stated otherwise.

Except for cash flow and rate setting information, the report has been prepared on the accrual basis and is based on historical costs, modified, where applicable, by the measurement at fair value of selected non-current assets, financial assets and liabilities.

Critical accounting estimates

The preparation of a financial report in conformity with Australian Accounting Standards requires management to make judgements, estimates and assumptions that effect the application of policies and reported amounts of assets and liabilities, income and expenses.

The estimates and associated assumptions are based on historical experience and various other factors that are believed to be reasonable under the circumstances; the results of which form the basis of making the judgements about carrying values of assets and liabilities that are not readily apparent from other sources. Actual results may differ from these estimates.

The local government reporting entity

All Funds through which the Shire controls resources to carry on its functions have been included in the financial statements forming part of this financial report.

In the process of reporting on the local government as a single unit, all transactions and balances between those Funds (for example, loans and transfers between Funds) have been eliminated.

All monies held in the Trust Fund are excluded from the financial statements. A separate statement of those monies appears at Note 19 to these financial statements.

(b) Goods and Services Tax (GST)

Revenues, expenses and assets are recognised net of the amount of GST, except where the amount of GST incurred is not recoverable from the Australian Taxation Office (ATO).

Receivables and payables are stated inclusive of GST receivable or payable.

The net amount of GST recoverable from, or payable to, the ATO is included with receivables or payables in the statement of financial position.

Cash flows are presented on a gross basis. The GST components of cash flows arising from investing or financing activities which are recoverable from, or payable to, the ATO are presented as operating cash flows.

(c) Cash and Cash Equivalents

Cash and cash equivalents include cash on hand, cash at bank, deposits available on demand with banks and other short term highly liquid investments that are readily convertible to known amounts of cash and which are subject to an insignificant risk of changes in value and bank overdrafts.

Bank overdrafts are reported as short term borrowings in current liabilities in the statement of financial position.

SHIRE OF BRUCE ROCK
NOTES TO AND FORMING PART OF THE FINANCIAL REPORT
FOR THE YEAR ENDED 30TH JUNE 2016

1. SUMMARY OF SIGNIFICANT ACCOUNTING POLICIES (Continued)

(d) Trade and Other Receivables

Trade and other receivables include amounts due from ratepayers for unpaid rates and service charges and other amounts due from third parties for goods sold and services performed in the ordinary course of business.

Receivables expected to be collected within 12 months of the end of the reporting period are classified as current assets. All other receivables are classified as non-current assets.

Collectability of trade and other receivables is reviewed on an ongoing basis. Debts that are known to be uncollectible are written off when identified. An allowance for doubtful debts is raised when there is objective evidence that they will not be collectible.

(e) Inventories

General

Inventories are measured at the lower of cost and net realisable value.

Net realisable value is the estimated selling price in the ordinary course of business less the estimated costs of completion and the estimated costs necessary to make the sale.

Land held for sale

Land held for development and sale is valued at the lower of cost and net realisable value. Cost includes the cost of acquisition, development, borrowing costs and holding costs until completion of development. Finance costs and holding charges incurred after development is completed are expensed.

Gains and losses are recognised in profit or loss at the time of signing an unconditional contract of sale if significant risks and rewards, and effective control over the land, are passed on to the buyer at this point.

Land held for sale is classified as current except where it is held as non-current based on the Council's intentions to release for sale.

(f) Fixed Assets

Each class of fixed assets within either property, plant and equipment or infrastructure, is carried at cost or fair value as indicated less, where applicable, any accumulated depreciation and impairment losses.

Mandatory requirement to revalue non-current assets

Effective from 1 July 2012, the Local Government (Financial Management) Regulations were amended and the measurement of non-current assets at Fair Value became mandatory.

During the year ended 30 June 2013, the Shire commenced the process of adopting Fair Value in accordance with the Regulations.

Whilst the amendments initially allowed for a phasing in of fair value in relation to fixed assets over three years, as at 30 June 2015 all non-current assets were carried at Fair Value in accordance with the requirements.

Thereafter, each asset class must be revalued in accordance with the regulatory framework established and the Shire revalues its asset classes in accordance with this mandatory timetable.

Relevant disclosures, in accordance with the requirements of Australian Accounting Standards, have been made in the financial report as necessary.

SHIRE OF BRUCE ROCK
NOTES TO AND FORMING PART OF THE FINANCIAL REPORT
FOR THE YEAR ENDED 30TH JUNE 2016

1. SUMMARY OF SIGNIFICANT ACCOUNTING POLICIES (Continued)

(f) Fixed Assets (Continued)

Land under control

In accordance with Local Government (Financial Management) Regulation 16(a), the Shire was required to include as an asset (by 30 June 2013), Crown Land operated by the local government as a golf course, showground, racecourse or other sporting or recreational facility of State or Regional significance.

Upon initial recognition, these assets were recorded at cost in accordance with AASB 116. They were then classified as Land and revalued along with other land in accordance with the other policies detailed in this Note.

Initial recognition and measurement between mandatory revaluation dates

All assets are initially recognised at cost and subsequently revalued in accordance with the mandatory measurement framework detailed above.

In relation to this initial measurement, cost is determined as the fair value of the assets given as consideration plus costs incidental to the acquisition. For assets acquired at no cost or for nominal consideration, cost is determined as fair value at the date of acquisition. The cost of non-current assets constructed by the Shire includes the cost of all materials used in construction, direct labour on the project and an appropriate proportion of variable and fixed overheads.

Individual assets acquired between initial recognition and the next revaluation of the asset class in accordance with the mandatory measurement framework detailed above, are carried at cost less accumulated depreciation as management believes this approximates fair value. They will be subject to subsequent revaluation at the next anniversary date in accordance with the mandatory measurement framework detailed above.

Revaluation

Increases in the carrying amount arising on revaluation of assets are credited to a revaluation surplus in equity. Decreases that offset previous increases of the same asset are recognised against revaluation surplus directly in equity. All other decreases are recognised in profit or loss.

Land under roads

In Western Australia, all land under roads is Crown Land, the responsibility for managing which, is vested in the local government.

Effective as at 1 July 2008, Council elected not to recognise any value for land under roads acquired on or before 30 June 2008. This accords with the treatment available in Australian Accounting Standard AASB 1051 Land Under Roads and the fact Local Government (Financial Management) Regulation 16(a)(i) prohibits local governments from recognising such land as an asset.

In respect of land under roads acquired on or after 1 July 2008, as detailed above, Local Government (Financial Management) Regulation 16(a)(i) prohibits local governments from recognising such land as an asset.

Whilst such treatment is inconsistent with the requirements of AASB 1051, Local Government (Financial Management) Regulation 4(2) provides, in the event of such an inconsistency, the Local Government (Financial Management) Regulations prevail.

Consequently, any land under roads acquired on or after 1 July 2008 is not included as an asset of the Shire.

SHIRE OF BRUCE ROCK
NOTES TO AND FORMING PART OF THE FINANCIAL REPORT
FOR THE YEAR ENDED 30TH JUNE 2016

1. SUMMARY OF SIGNIFICANT ACCOUNTING POLICIES (Continued)

(f) Fixed Assets (Continued)

Depreciation

The depreciable amount of all fixed assets including buildings but excluding freehold land, are depreciated on a straight-line basis over the individual asset's useful life from the time the asset is held ready for use. Leasehold improvements are depreciated over the shorter of either the unexpired period of the lease or the estimated useful life of the improvements.

When an item of property, plant and equipment is revalued, any accumulated depreciation at the date of the revaluation is treated in one of the following ways:

- a) Restated proportionately with the change in the gross carrying amount of the asset so that the carrying amount of the asset after revaluation equals its revalued amount; or
- b) Eliminated against the gross carrying amount of the asset and the net amount restated to the revalued amount of the asset.

Major depreciation periods used for each class of depreciable asset are:

Buildings	5 to 50 years
Furniture and equipment	4 to 10 years
Plant and equipment	5 to 15 years
Sealed roads and streets	
formation	not depreciated
pavement	5 to 50 years
seal	
- bituminous seals	5 to 50 years
- asphalt surfaces	5 to 50 years
Gravel roads	
formation	not depreciated
pavement	12 years
Formed roads (unsealed)	
formation	not depreciated
pavement	5 to 50 years
Bridges	40 to 50 years
Footpaths	40 to 50 years
Drainage	40 to 50 years
Other Infrastructure	20 to 50 years

The assets residual values and useful lives are reviewed, and adjusted if appropriate, at the end of each reporting period.

An asset's carrying amount is written down immediately to its recoverable amount if the asset's carrying amount is greater than its estimated recoverable amount.

Gains and losses on disposals are determined by comparing proceeds with the carrying amount. These gains and losses are included in the statement of comprehensive income in the period in which they arise.

SHIRE OF BRUCE ROCK
NOTES TO AND FORMING PART OF THE FINANCIAL REPORT
FOR THE YEAR ENDED 30TH JUNE 2016

1. SUMMARY OF SIGNIFICANT ACCOUNTING POLICIES (Continued)

(f) Fixed Assets (Continued)

Capitalisation threshold

(i) Valuation of Non-Current Assets

Property, plant and equipment are brought to account at cost, or if acquired other than by purchase, as valued by the Chief Executive Officer, less where applicable any accumulated depreciation or amortisation.

Property, plant, equipment and infrastructure is capitalised if the cost or valuation exceeds:

· Land	Nil
· Buildings	Nil
· Plant and Equipment	\$1,000
· Furniture and Equipment	\$500

Assets which, at the time of acquisition, there are reasonable expectations that they may last for more than one accounting period, yet because their cost is below the declared thresholds for capitalisation, are recorded in quantitative terms to ensure a record of ownership and location exists.

(ii) Infrastructure Assets

Infrastructure assets are the amenities, structures or facilities which assist Local Government in providing services to the community and may have the following characteristics:

- a long life
- require substantial capital outlays
- does not necessarily have a realisable value
- usually a fixture - sometimes not readily visible/noticable
- consists of a number of components of an overall system
- provides public facilities or deliver services

Council will capitalise Infrastructure Assets with a threshold value of \$5,000.

Property, plant and equipment and infrastructure assets are brought to account at cost or independent or management valuation less, where applicable, any accumulated depreciation, amortisation or impairment losses.

The value of all infrastructure assets (other than land under roads) has been recorded in the Statement of Financial Position.

Expenditure on items of equipment under \$5,000 is not capitalised. Rather, it is recorded on an asset inventory listing.

SHIRE OF BRUCE ROCK
NOTES TO AND FORMING PART OF THE FINANCIAL REPORT
FOR THE YEAR ENDED 30TH JUNE 2016

1. SUMMARY OF SIGNIFICANT ACCOUNTING POLICIES (Continued)

(g) Fair Value of Assets and Liabilities

When performing a revaluation, the Shire uses a mix of both independent and management valuations using the following as a guide:

Fair Value is the price that the Shire would receive to sell the asset or would have to pay to transfer a liability, in an orderly (i.e. unforced) transaction between independent, knowledgeable and willing market participants at the measurement date.

As fair value is a market-based measure, the closest equivalent observable market pricing information is used to determine fair value. Adjustments to market values may be made having regard to the characteristics of the specific asset or liability. The fair values of assets that are not traded in an active market are determined using one or more valuation techniques. These valuation techniques maximise, to the extent possible, the use of observable market data.

To the extent possible, market information is extracted from either the principal market for the asset or liability (i.e. the market with the greatest volume and level of activity for the asset or liability) or, in the absence of such a market, the most advantageous market available to the entity at the end of the reporting period (i.e. the market that maximises the receipts from the sale of the asset after taking into account transaction costs and transport costs).

For non-financial assets, the fair value measurement also takes into account a market participant's ability to use the asset in its highest and best use or to sell it to another market participant that would use the asset in its highest and best use.

Fair value hierarchy

AASB 13 requires the disclosure of fair value information by level of the fair value hierarchy, which categorises fair value measurement into one of three possible levels based on the lowest level that an input that is significant to the measurement can be categorised into as follows:

Level 1

Measurements based on quoted prices (unadjusted) in active markets for identical assets or liabilities that the entity can access at the measurement date.

Level 2

Measurements based on inputs other than quoted prices included in Level 1 that are observable for the asset or liability, either directly or indirectly.

Level 3

Measurements based on unobservable inputs for the asset or liability.

The fair values of assets and liabilities that are not traded in an active market are determined using one or more valuation techniques. These valuation techniques maximise, to the extent possible, the use of observable market data. If all significant inputs required to measure fair value are observable, the asset or liability is included in Level 2. If one or more significant inputs are not based on observable market data, the asset or liability is included in Level 3.

Valuation techniques

The Shire selects a valuation technique that is appropriate in the circumstances and for which sufficient data is available to measure fair value. The availability of sufficient and relevant data primarily depends on the specific characteristics of the asset or liability being measured. The valuation techniques selected by the Shire are consistent with one or more of the following valuation approaches:

Market approach

Valuation techniques that use prices and other relevant information generated by market transactions for identical or similar assets or liabilities.

SHIRE OF BRUCE ROCK
NOTES TO AND FORMING PART OF THE FINANCIAL REPORT
FOR THE YEAR ENDED 30TH JUNE 2016

1. SUMMARY OF SIGNIFICANT ACCOUNTING POLICIES (Continued)

(g) Fair Value of Assets and Liabilities (Continued)

Income approach

Valuation techniques that convert estimated future cash flows or income and expenses into a single discounted present value.

Cost approach

Valuation techniques that reflect the current replacement cost of an asset at its current service capacity.

Each valuation technique requires inputs that reflect the assumptions that buyers and sellers would use when pricing the asset or liability, including assumptions about risks. When selecting a valuation technique, the Shire gives priority to those techniques that maximise the use of observable inputs and minimise the use of unobservable inputs. Inputs that are developed using market data (such as publicly available information on actual transactions) and reflect the assumptions that buyers and sellers would generally use when pricing the asset or liability are considered observable, whereas inputs for which market data is not available and therefore are developed using the best information available about such assumptions are considered unobservable.

As detailed above, the mandatory measurement framework imposed by the Local Government (Financial Management) Regulations requires, as a minimum, all assets carried at a revalued amount to be revalued in accordance with the regulatory framework.

(h) Financial Instruments

Initial recognition and measurement

Financial assets and financial liabilities are recognised when the Shire becomes a party to the contractual provisions to the instrument. For financial assets, this is equivalent to the date that the Shire commits itself to either the purchase or sale of the asset (i.e. trade date accounting is adopted).

Financial instruments are initially measured at fair value plus transaction costs, except where the instrument is classified 'at fair value through profit or loss', in which case transaction costs are expensed to profit or loss immediately.

Classification and subsequent measurement

Financial instruments are subsequently measured at fair value, amortised cost using the effective interest rate method, or at cost.

Amortised cost is calculated as:

- (a) the amount in which the financial asset or financial liability is measured at initial recognition;
- (b) less principal repayments and any reduction for impairment; and
- (c) plus or minus the cumulative amortisation of the difference, if any, between the amount initially recognised and the maturity amount calculated using the effective interest rate method.

The effective interest method is used to allocate interest income or interest expense over the relevant period and is equivalent to the rate that discounts estimated future cash payments or receipts (including fees, transaction costs and other premiums or discounts) through the expected life (or when this cannot be reliably predicted, the contractual term) of the financial instrument to the net carrying amount of the financial asset or financial liability. Revisions to expected future net cash flows will necessitate an adjustment to the carrying value with a consequential recognition of an income or expense in profit or loss.

SHIRE OF BRUCE ROCK
NOTES TO AND FORMING PART OF THE FINANCIAL REPORT
FOR THE YEAR ENDED 30TH JUNE 2016

1. SUMMARY OF SIGNIFICANT ACCOUNTING POLICIES (Continued)

(h) Financial Instruments (Continued)

Classification and subsequent measurement (continued)

(i) Financial assets at fair value through profit and loss

Financial assets are classified at "fair value through profit or loss" when they are held for trading for the purpose of short-term profit taking. Such assets are subsequently measured at fair value with changes in carrying amount being included in profit or loss. Assets in this category are classified as current assets.

(ii) Loans and receivables

Loans and receivables are non-derivative financial assets with fixed or determinable payments that are not quoted in an active market and are subsequently measured at amortised cost. Gains or losses are recognised in profit or loss.

Loans and receivables are included in current assets where they are expected to mature within 12 months after the end of the reporting period.

(iii) Held-to-maturity investments

Held-to-maturity investments are non-derivative financial assets with fixed maturities and fixed or determinable payments that the Shire has the positive intention and ability to hold to maturity. They are subsequently measured at amortised cost. Gains or losses are recognised in profit or loss.

Held-to-maturity investments are included in current assets, where they are expected to mature within 12 months after the end of the reporting period. All other investments are classified as non-current.

(iv) Available-for-sale financial assets

Available-for-sale financial assets are non-derivative financial assets that are either not suitable to be classified into other categories of financial assets due to their nature, or they are designated as such by management. They comprise investments in the equity of other entities where there is neither a fixed maturity nor fixed or determinable payments.

They are subsequently measured at fair value with changes in such fair value (i.e. gains or losses) recognised in other comprehensive income (except for impairment losses). When the financial asset is derecognised, the cumulative gain or loss pertaining to that asset previously recognised in other comprehensive income is reclassified into profit or loss.

Available-for-sale financial assets are included in current assets, where they are expected to be sold within 12 months after the end of the reporting period. All other available-for-sale financial assets are classified as non-current.

(v) Financial liabilities

Non-derivative financial liabilities (excluding financial guarantees) are subsequently measured at amortised cost. Gains or losses are recognised in profit or loss.

SHIRE OF BRUCE ROCK
NOTES TO AND FORMING PART OF THE FINANCIAL REPORT
FOR THE YEAR ENDED 30TH JUNE 2016

1. SUMMARY OF SIGNIFICANT ACCOUNTING POLICIES (Continued)

(h) Financial Instruments (Continued)

Impairment

A financial asset is deemed to be impaired if, and only if, there is objective evidence of impairment as a result of one or more events (a "loss event") having occurred, which will have an impact on the estimated future cash flows of the financial asset(s).

In the case of available-for-sale financial assets, a significant or prolonged decline in the market value of the instrument is considered a loss event. Impairment losses are recognised in profit or loss immediately. Also, any cumulative decline in fair value previously recognised in other comprehensive income is reclassified to profit or loss at this point.

In the case of financial assets carried at amortised cost, loss events may include: indications that the debtors or a group of debtors are experiencing significant financial difficulty, default or delinquency in interest or principal payments; indications that they will enter bankruptcy or other financial reorganisation; and changes in arrears or economic conditions that correlate with defaults.

For financial assets carried at amortised cost (including loans and receivables), a separate allowance account is used to reduce the carrying amount of financial assets impaired by credit losses. After having taken all possible measures of recovery, if management establishes that the carrying amount cannot be recovered by any means, at that point the written-off amounts are charged to the allowance account or the carrying amount of impaired financial assets is reduced directly if no impairment amount was previously recognised in the allowance account.

Derecognition

Financial assets are derecognised where the contractual rights to receipt of cash flows expire or the asset is transferred to another party whereby the Shire no longer has any significant continual involvement in the risks and benefits associated with the asset.

Financial liabilities are derecognised where the related obligations are discharged, cancelled or expired. The difference between the carrying amount of the financial liability extinguished or transferred to another party and the fair value of the consideration paid, including the transfer of non-cash assets or liabilities assumed, is recognised in profit or loss.

(i) Impairment of Assets

In accordance with Australian Accounting Standards the Shire's assets, other than inventories, are assessed at each reporting date to determine whether there is any indication they may be impaired.

Where such an indication exists, an impairment test is carried out on the asset by comparing the recoverable amount of the asset, being the higher of the asset's fair value less costs to sell and value in use, to the asset's carrying amount.

Any excess of the asset's carrying amount over its recoverable amount is recognised immediately in profit or loss, unless the asset is carried at a revalued amount in accordance with another Standard (e.g. AASB 116) whereby any impairment loss of a revalued asset is treated as a revaluation decrease in accordance with that other Standard.

For non-cash generating assets such as roads, drains, public buildings and the like, value in use is represented by the depreciated replacement cost of the asset.

(j) Trade and Other Payables

Trade and other payables represent liabilities for goods and services provided to the Shire prior to the end of the financial year that are unpaid and arise when the Shire becomes obliged to make future payments in respect of the purchase of these goods and services. The amounts are unsecured, are recognised as a current liability and are normally paid within 30 days of recognition.

SHIRE OF BRUCE ROCK
NOTES TO AND FORMING PART OF THE FINANCIAL REPORT
FOR THE YEAR ENDED 30TH JUNE 2016

1. SUMMARY OF SIGNIFICANT ACCOUNTING POLICIES (Continued)

(k) Employee Benefits

Short-term employee benefits

Provision is made for the Shire's obligations for short-term employee benefits. Short-term employee benefits are benefits (other than termination benefits) that are expected to be settled wholly before 12 months after the end of the annual reporting period in which the employees render the related service, including wages, salaries and sick leave. Short-term employee benefits are measured at the (undiscounted) amounts expected to be paid when the obligation is settled.

The Shire's obligations for short-term employee benefits such as wages, salaries and sick leave are recognised as a part of current trade and other payables in the statement of financial position. The Shire's obligations for employees' annual leave and long service leave entitlements are recognised as provisions in the statement of financial position.

Other long-term employee benefits

Provision is made for employees' long service leave and annual leave entitlements not expected to be settled wholly within 12 months after the end of the annual reporting period in which the employees render the related service. Other long-term employee benefits are measured at the present value of the expected future payments to be made to employees. Expected future payments incorporate anticipated future wage and salary levels, durations of service and employee departures and are discounted at rates determined by reference to market yields at the end of the reporting period on government bonds that have maturity dates that approximate the terms of the obligations. Any remeasurements for changes in assumptions of obligations for other long-term employee benefits are recognised in profit or loss in the periods in which the changes occur.

The Shire's obligations for long-term employee benefits are presented as non-current provisions in its statement of financial position, except where the Shire does not have an unconditional right to defer settlement for at least 12 months after the end of the reporting period, in which case the obligations are presented as current provisions.

(l) Borrowing Costs

Borrowing costs are recognised as an expense when incurred except where they are directly attributable to the acquisition, construction or production of a qualifying asset. Where this is the case, they are capitalised as part of the cost of the particular asset until such time as the asset is substantially ready for its intended use or sale.

(m) Provisions

Provisions are recognised when the Shire has a present legal or constructive obligation, as a result of past events, for which it is probable that an outflow of economic benefits will result and that outflow can be reliably measured.

Provisions are measured using the best estimate of the amounts required to settle the obligation at the end of the reporting period.

(n) Leases

Leases of fixed assets where substantially all the risks and benefits incidental to the ownership of the asset, but not legal ownership, are transferred to the Shire, are classified as finance leases.

Finance leases are capitalised recording an asset and a liability at the lower amounts equal to the fair value of the leased property or the present value of the minimum lease payments, including any guaranteed residual values. Lease payments are allocated between the reduction of the lease liability and the lease interest expense for the period.

Leased assets are depreciated on a straight line basis over the shorter of their estimated useful lives or the lease term.

Lease payments for operating leases, where substantially all the risks and benefits remain with the lessor, are charged as expenses in the periods in which they are incurred.

Lease incentives under operating leases are recognised as a liability and amortised on a straight line basis over the life of the lease term.

SHIRE OF BRUCE ROCK
NOTES TO AND FORMING PART OF THE FINANCIAL REPORT
FOR THE YEAR ENDED 30TH JUNE 2016

1. SUMMARY OF SIGNIFICANT ACCOUNTING POLICIES (Continued)

(o) Investment in Associates

An associate is an entity over which the Shire has significant influence. Significant influence is the power to participate in the financial operating policy decisions of that entity but is not control or joint control of those policies. Investments in associates are accounted for in the financial statements by applying the equity method of accounting, whereby the investment is initially recognised at cost and adjusted thereafter for the post-acquisition change in the Shire's share of net assets of the associate. In addition, the Shire's share of the profit or loss of the associate is included in the Shire's profit or loss.

The carrying amount of the investment includes, where applicable, goodwill relating to the associate. Any discount on acquisition, whereby the Shire's share of the net fair value of the associate exceeds the cost of investment, is recognised in profit or loss in the period in which the investment is acquired.

Profits and losses resulting from transactions between the Shire and the associate are eliminated to the extent of the Shire's interest in the associate.

When the Shire's share of losses in an associate equals or exceeds its interest in the associate, the Shire discontinues recognising its share of further losses unless it has incurred legal or constructive obligations or made payments on behalf of the associate. When the associate subsequently makes profits, the Shire will resume recognising its share of those profits once its share of the profits equals the share of the losses not recognised.

(p) Interests in Joint Arrangements

Joint arrangements represent the contractual sharing of control between parties in a business venture where unanimous decisions about relevant activities are required.

Separate joint venture entities providing joint venturers with an interest to net assets are classified as a joint venture and accounted for using the equity method. Refer to note 1(o) for a description of the equity method of accounting.

Joint venture operations represent arrangements whereby joint operators maintain direct interests in each asset and exposure to each liability of the arrangement.

(q) Rates, Grants, Donations and Other Contributions

Rates, grants, donations and other contributions are recognised as revenues when the local government obtains control over the assets comprising the contributions.

Control over assets acquired from rates is obtained at the commencement of the rating period or, where earlier, upon receipt of the rates.

Where contributions recognised as revenues during the reporting period were obtained on the condition that they be expended in a particular manner or used over a particular period, and those conditions were undischarged as at the reporting date, the nature of and amounts pertaining to those undischarged conditions are disclosed in Note 2(c). That note also discloses the amount of contributions recognised as revenues in a previous reporting period which were obtained in respect of the local government's operations for the current reporting period.

(r) Superannuation

The Shire contributes to a number of Superannuation Funds on behalf of employees. All funds to which the Shire contributes are defined contribution plans.

SHIRE OF BRUCE ROCK
NOTES TO AND FORMING PART OF THE FINANCIAL REPORT
FOR THE YEAR ENDED 30TH JUNE 2016

1. SUMMARY OF SIGNIFICANT ACCOUNTING POLICIES (Continued)

(s) Current and Non-Current Classification

In the determination of whether an asset or liability is current or non-current, consideration is given to the time when each asset or liability is expected to be settled. The asset or liability is classified as current if it is expected to be settled within the next 12 months, being the Shire's operational cycle. In the case of liabilities where the Shire does not have the unconditional right to defer settlement beyond 12 months, such as vested long service leave, the liability is classified as current even if not expected to be settled within the next 12 months. Inventories held for trading are classified as current even if not expected to be realised in the next 12 months except for land held for sale where it is held as non-current based on the Shire's intentions to release for sale.

(t) Rounding Off Figures

All figures shown in this annual financial report, other than a rate in the dollar, are rounded to the nearest dollar.

(u) Comparative Figures

Where required, comparative figures have been adjusted to conform with changes in presentation for the current financial year.

When the Shire applies an accounting policy retrospectively, makes a retrospective restatement or reclassifies items in its financial statement, an additional (third) statement of financial position as at the beginning of the preceding period in addition to the minimum comparative financial statements is presented.

(v) Budget Comparative Figures

Unless otherwise stated, the budget comparative figures shown in this annual financial report relate to the original budget estimate for the relevant item of disclosure.

**SHIRE OF BRUCE ROCK
NOTES TO AND FORMING PART OF THE FINANCIAL REPORT
FOR THE YEAR ENDED 30TH JUNE 2016**

1. SIGNIFICANT ACCOUNTING POLICIES (Continued)

(w) New Accounting Standards and Interpretations for Application in Future Periods

The AASB has issued a number of new and amended Accounting Standards and Interpretations that have mandatory application dates for future reporting periods, some of which are relevant to the Shire.

Management's assessment of the new and amended pronouncements that are relevant to the Shire, applicable to future reporting periods and which have not yet been adopted are set out as follows:

Title	Issued / Compiled	Applicable ⁽¹⁾	Impact
(i) AASB 9 Financial Instruments (incorporating AASB 2014-7 and AASB 2014-8)	December 2014	1 January 2018	Nil – The objective of this Standard is to improve and simplify the approach for classification and measurement of financial assets compared with the requirements of AASB 139. Given the nature of the financial assets of the Shire, it is not anticipated the Standard will have any material effect.
(ii) AASB 15 Revenue from Contracts with Customers	December 2014	1 January 2017	<p>This Standard establishes principles for entities to apply to report useful information to users of financial statements about the nature, amount, timing and uncertainty of revenue and cash flows arising from a contract with a customer.</p> <p>The effect of this Standard will depend upon the nature of future transactions the Shire has with those third parties it has dealings with. It may or may not be significant.</p>
(iii) AASB 16 Leases	February 2016	1 January 2019	<p>Under AASB 16 there is no longer a distinction between finance and operating leases. Lessees will now bring to account a right-to-use asset and lease liability onto their statement of financial position for all leases. Effectively this means the vast majority of operating leases as defined by the current AASB 117 Leases which currently do not impact the statement of financial position will be required to be capitalised on the statement of financial position once AASB 16 is adopted.</p> <p>Currently, operating lease payments are expensed as incurred. This will cease and will be replaced by both depreciation and interest charges. Based on the current number of operating leases held by the Shire, the impact is not expected to be significant.</p>

SHIRE OF BRUCE ROCK
NOTES TO AND FORMING PART OF THE FINANCIAL REPORT
FOR THE YEAR ENDED 30TH JUNE 2016

1. SIGNIFICANT ACCOUNTING POLICIES (Continued)

(w) New Accounting Standards and Interpretations for Application in Future Periods (Continued)

Title	Issued / Compiled	Applicable ⁽¹⁾	Impact
<p>(iv) AASB 2014-3 Amendments to Australian Accounting Standards - Accounting for Acquisitions of Interests in Joint Operations</p> <p>[AASB 1 & AASB 11]</p>	August 2014	1 January 2016	<p>This Standard amends AASB 11: <i>Joint Arrangements</i> to require the acquirer of an interest (both initial and additional) in a joint operation in which the activity constitutes a business, as defined in AASB 3: <i>Business Combinations</i>, to apply all of the principles on business combinations accounting in AASB 3 and other Australian Accounting Standards except for those principles that conflict with the guidance in AASB 11; and disclose the information required by AASB 3 and other Australian Accounting Standards for business combinations.</p> <p>Since adoption of this Standard would impact only acquisitions of interests in joint operations on or after 1 January 2016, management believes it is impracticable at this stage to provide a reasonable estimate of such impact on the Shire's financial statements.</p>
<p>(v) AASB 2014-4 Amendments to Australian Accounting Standards - Clarification of Acceptable Methods of Depreciation and Amortisation</p> <p>[AASB 116 & 138]</p>	August 2014	1 January 2016	<p>This Standard amends AASB 116 and AASB 138 to establish the principle for the basis of depreciation and amortisation as being the expected pattern of consumption of the future economic benefits of an asset. It also clarifies the use of revenue-based methods to calculate the depreciation of an asset is not appropriate nor is revenue generally an appropriate basis for measuring the consumption of the economic benefits embodied in an intangible asset.</p> <p>Given the Shire currently uses the expected pattern of consumption of the future economic benefits of an asset as the basis of calculation of depreciation, it is not expected to have a significant impact.</p>
<p>(vi) AASB 2014-5 Amendments to Australian Accounting Standards arising from AASB 15</p>	December 2014	1 January 2017	<p>Consequential changes to various Standards arising from the issuance of AASB 15.</p> <p>It will require changes to reflect the impact of AASB 15.</p>

**SHIRE OF BRUCE ROCK
NOTES TO AND FORMING PART OF THE FINANCIAL REPORT
FOR THE YEAR ENDED 30TH JUNE 2016**

1. SIGNIFICANT ACCOUNTING POLICIES (Continued)

(w) New Accounting Standards and Interpretations for Application in Future Periods (Continued)

Title	Issued / Compiled	Applicable ⁽¹⁾	Impact
(vii) AASB 2015-2 Amendments to Australian Accounting Standards – Disclosure Initiative: Amendments to AASB 101 [AASB 7, 101, 134 & 1049]	January 2015	1 January 2016	<p>This Standard amends AASB 101 to provide clarification regarding the disclosure requirements in AASB 101. Specifically, the Standard proposes narrow-focus amendments to address some of the concerns expressed about existing presentation and disclosure requirements and to ensure entities are able to use judgement when applying a Standard in determining what information to disclose in their financial statements.</p> <p>This Standard also makes editorial and consequential amendments as a result of amendments to the Standards listed in the title column.</p> <p>It is not anticipated it will have any significant impact on disclosures as they currently exist and any changes will relate to presentation.</p>
(viii) AASB 2015-6 Amendments to Australian Accounting Standards - Extending Related Party Disclosures to Not-for-Profit Public Sector Entities [AASB 10, 124 & 1049]	March 2015	1 July 2016	<p>The objective of this Standard is to extend the scope of AASB 124 <i>Related Party Disclosures</i> to include not-for-profit sector entities.</p> <p>The Standard is expected to have a significant disclosure impact on the financial report of the Shire as both Elected Members and Senior Management will be deemed to be Key Management Personnel and resultant disclosures will be necessary.</p>

Notes:

⁽¹⁾ Applicable to reporting periods commencing on or after the given date.

**SHIRE OF BRUCE ROCK
NOTES TO AND FORMING PART OF THE FINANCIAL REPORT
FOR THE YEAR ENDED 30TH JUNE 2016**

1. SIGNIFICANT ACCOUNTING POLICIES (Continued)

(x) Adoption of New and Revised Accounting Standards

During the current year, the Shire adopted all of the new and revised Australian Accounting Standards and Interpretations which were compiled, became mandatory and which were applicable to its operations.

These new and revised standards were as follows:

- (i) AASB 2015-3 Amendments to Australian Accounting Standards arising from the withdrawal of AASB 1031 Materiality
- (ii) AASB 2015-7 Amendments to Australian Accounting Standards - Fair Value Disclosures of Not-for-Profit Public Sector Entities

SHIRE OF BRUCE ROCK
NOTES TO AND FORMING PART OF THE FINANCIAL REPORT
FOR THE YEAR ENDED 30TH JUNE 2016

2. REVENUE AND EXPENSES	2016	2015
	\$	\$
(a) Net Result		
The Net result includes:		
(i) Charging as an expense:		
Significant expense		
Transport	<u>0</u>	<u>(390,716)</u>
This significant expense in 2015 relates to the loss on revaluation of footpaths to fair value.		
Auditors remuneration		
- Audit of the Annual Financial Report	17,287	15,200
- Other services	2,680	1,640
Depreciation		
Building	1,395,356	1,373,625
Furniture and equipment	32,915	29,398
Plant and equipment	395,569	360,239
Roads	1,729,312	741,432
Bridges	514,043	160,274
Footpaths	10,369	46,855
Drainage	127,680	3,723
Other	<u>32,379</u>	<u>14,158</u>
	<u>4,237,623</u>	<u>2,729,704</u>
Interest expenses (finance costs)		
Debentures (refer Note 21 (a))	7,743	0
Accrued Interest	1,294	0
Other	<u>1,114</u>	<u>0</u>
	<u>10,151</u>	<u>0</u>
(ii) Crediting as revenue:		
Significant revenue		
Transport - Fees and Charges - Income Received	0	347,949
Transport - Fees and Charges - Funds Returned	<u>0</u>	<u>(450,000)</u>
	<u>0</u>	<u>(102,051)</u>
This significant income from 2014/15 relates to revenue received for the construction of Grain Freight Network upgraded funded by the State Government of Western Australia due to the Tier 3 Railway Network being placed into care and maintenance. The negative balance for 2014/15 was due to an over claim of funding which had to be returned to Main Roads. This was budgeted for in 2014/15.		
Other revenue		
Other	<u>109,021</u>	<u>86,217</u>
	<u>109,021</u>	<u>86,217</u>

SHIRE OF BRUCE ROCK
NOTES TO AND FORMING PART OF THE FINANCIAL REPORT
FOR THE YEAR ENDED 30TH JUNE 2016

2. REVENUE AND EXPENSES (Continued)

(a) Net Result (Cont.)

	2016 Actual \$	2016 Budget \$	2015 Actual \$
Interest earnings			
- Reserve funds	33,348	30,217	29,647
- Other funds	27,919	21,150	40,613
Other interest revenue (refer note 28)	10,307	7,140	7,242
	71,574	58,507	77,502

(b) Statement of Objective

The Shire of Bruce Rock is dedicated to providing high quality services to the community through the various service orientated programs which it has established.

COMMUNITY VISION

To maintain and enhance the Bruce Rock Lifestyle, increase business and employment opportunities and achieve population growth.

Shire operations as disclosed in these financial statements encompass the following service orientated activities/programs.

GOVERNANCE

Administration and operation of facilities and services to its members of Council and other costs that relate to the costs of the tasks of elected members and ratepayers on matters which do not concern specific areas of Council.

GENERAL PURPOSE FUNDING

Rates, general purpose government grants and interest revenue.

LAW, ORDER, PUBLIC SAFETY

Assistance to the Shire's Bush Fire Services, fire prevention, animal control, crime prevention and community safety and the supervision of various by-laws.

HEALTH

Food quality and pest control, operation of medical centre and the provision of accommodation office and other services to the doctor, dentist, counsellor, infant health nurse and other visiting practitioners.

EDUCATION AND WELFARE

Provision of facilities for local playgroup, senior citizen association, day-care and men's shed.

HOUSING

Maintenance of the shire aged, single and community, and other houses.

COMMUNITY AMENITIES

Rubbish collection services, operation of refuse site, recycling centre, bulk litter drives and Drummuster and maintenance of cemetery.

SHIRE OF BRUCE ROCK
NOTES TO AND FORMING PART OF THE FINANCIAL REPORT
FOR THE YEAR ENDED 30TH JUNE 2016

2. REVENUE AND EXPENSES (Continued)

(b) Statement of Objective (Continued)

RECREATION AND CULTURE

Maintenance and operation of amphitheatre, halls and the recreation centre, the swimming pool, various courts, cricket pitches and oval. Maintenance of Council's parks and gardens and various reserves. Operation and control of Library and Museum and heritage inventory.

TRANSPORT

Construction and maintenance of streets, roads, drainage works, lighting of streets, depot maintenance and airstrip maintenance. Vehicle inspections are conducted on behalf of Department of Transport.

ECONOMIC SERVICES

Provision of tourism promotion through caravan park and camping ground, provision of community bus, assistance with Vietnam Veterans Back to the Bush Reunion, building surveyor, saleyards and water standpipes. Operation of Bruce Rock Natural Resource Management and various Landcare projects.

OTHER PROPERTY AND SERVICES

Private works operations, public works overheads, plant repairs and operation costs.

SHIRE OF BRUCE ROCK
NOTES TO AND FORMING PART OF THE FINANCIAL REPORT
FOR THE YEAR ENDED 30TH JUNE 2016

2. REVENUE AND EXPENSES (Continued)

(c) Conditions Over Grants/Contributions

Grant/Contribution	Function/ Activity	Opening Balance ⁽¹⁾ 1/07/14 \$	Received ⁽²⁾ 2014/15 \$	Expended ⁽³⁾ 2014/15 \$	Closing Balance ⁽¹⁾ 30/06/15 \$	Received ⁽²⁾ 2015/16 \$	Expended ⁽³⁾ 2015/16 \$	Closing Balance 30/06/16 \$
WA Grants Commission	Gen Pur Rev	0	2,637,531	(2,637,531)	0	756,769	(756,769)	0
R 4 R - Reg CLGF (11-12)	Gen Pur Rev	35,066	0	(35,066)	0	0	0	0
Dept of Local Govt	Governance	0	25,000	0	25,000	0	(25,000)	0
FESA - ESL for BFB	Law, Or & PS	0	9,072	(9,072)	0	16,857	(16,857)	0
AWARE - State Emergency Management	Law, Or & PS	0	5,455	0	5,455	0	0	5,455
WDC - Age Friendly Grants	Health	0	9,900	0	9,900	0	(9,900)	0
DSR - Kid Sport Funding	Ed & Welfare	0	0	0	0	4,000	(4,000)	0
R 4 R - Reg CLGF (11-12)	Housing	0	11,008	(11,008)	0	0	0	0
R 4 R - Reg CLGF (12-13)	Housing	0	56,516	(56,516)	0	302,401	(302,401)	0
DSR - Stronger Communities	Rec & Culture	0	0	0	0	10,000	0	10,000
DSR - Community Pools Grant	Rec & Culture	0	30,000	(30,000)	0	32,000	(32,000)	0
Lotterywest - Museum	Rec & Culture	0	0	0	0	25,200	(25,200)	0
R 4 R - CLGF (12-13)	Transport	270,836	0	(172,011)	98,825	0	(98,825)	0
WDC - Age Friendly Grants	Transport	0	40,000	0	40,000	0	(40,000)	0
Regional Road Group	Transport	0	287,421	(287,421)	0	264,000	(264,000)	0
Regional Road Group	Transport	0	0	0	0	25,189	(25,189)	0
FAGS Roads	Transport	0	751,837	(751,837)	0	340,546	(340,546)	0
Main Roads - Direct Grant	Transport	0	150,400	(150,400)	0	163,500	(163,500)	0
Main Roads - Bridges	Transport	0	306,000	(306,000)	0	372,000	(372,000)	0
Roads to Recovery	Transport	0	355,725	(355,725)	0	1,016,556	(926,980)	89,576
Main Roads - St Light Subsidy	Transport	0	4,220	(4,220)	0	4,479	(4,479)	0
Main Roads - Black Spot	Transport	0	0	0	0	36,197	(36,197)	0
Airport Grant	Transport	0	0	0	0	15,416	(15,416)	0
Lighthouse Grant - Disability	Transport	0	0	0	0	10,000	(10,000)	0
Lotterywest - Vets	Ec Services	0	7,380	(7,380)	0	12,487	(12,487)	0
Age Friendly Community Grant	Ec Services	0	0	0	0	5,000	(5,000)	0
Roadwise (Main Roads)	Ec Services	0	1,000	(1,000)	0	1,000	(1,000)	0
Total		305,902	4,688,465	(4,815,187)	179,180	3,413,597	(3,487,746)	105,031

**SHIRE OF BRUCE ROCK
NOTES TO AND FORMING PART OF THE FINANCIAL REPORT
FOR THE YEAR ENDED 30TH JUNE 2016**

Notes:

- (1) - Grants/contributions recognised as revenue in a previous reporting period which were not expended at the close of the previous reporting period.
- (2) - New grants/contributions which were recognised as revenues during the reporting period and which had not yet been fully expended in the manner specified by the contributor.
- (3) - Grants/contributions which had been recognised as revenues in a previous reporting period or received in the current reporting period and which were expended in the current reporting period in the manner specified by the contributor.
- (4) - Economic dependency. Significant portion of revenue is received by way of grants from the State and Federal Government. Total grant revenue from Statement of Comprehensive Income.

SHIRE OF BRUCE ROCK
NOTES TO AND FORMING PART OF THE FINANCIAL REPORT
FOR THE YEAR ENDED 30TH JUNE 2016

	Note	2016 \$	2015 \$
3. CASH AND CASH EQUIVALENTS			
Unrestricted		200,881	1,728,787
Restricted		<u>1,667,395</u>	<u>1,372,851</u>
		<u><u>1,868,276</u></u>	<u><u>3,101,638</u></u>
The following restrictions have been imposed by regulations or other externally imposed requirements:			
Leave	11	104,911	102,464
Plant	11	5,721	5,587
Housing	11	207,488	202,647
Council Housing	11	322,299	0
Transport Infrastructure	11	875,221	852,195
Sports Facility Replacement	11	46,724	30,779
Unspent grants	2(c)	<u>105,031</u>	<u>179,180</u>
		<u><u>1,667,395</u></u>	<u><u>1,372,852</u></u>
4. TRADE AND OTHER RECEIVABLES			
Current			
Rates outstanding		73,219	60,661
Sundry debtors		944,227	272,278
GST receivable		0	24,139
Accrued Income		<u>11,273</u>	<u>9,300</u>
		<u><u>1,028,719</u></u>	<u><u>366,378</u></u>
Non-current			
Rates outstanding - pensioners		<u>10,342</u>	<u>9,161</u>
		<u><u>10,342</u></u>	<u><u>9,161</u></u>
5. INVENTORIES			
Current			
Fuel and materials		<u>23,418</u>	<u>28,760</u>
		<u><u>23,418</u></u>	<u><u>28,760</u></u>

SHIRE OF BRUCE ROCK
NOTES TO AND FORMING PART OF THE FINANCIAL REPORT
FOR THE YEAR ENDED 30TH JUNE 2016

	2016	2015
	\$	\$
6 (a). PROPERTY, PLANT AND EQUIPMENT		
Land at:		
- Independent valuation 2013 - Level 2	1,252,000	1,267,000
- Independent valuation 2013 - Level 3	689,100	689,100
- Additions after valuation - cost	110,515	110,515
	<u>2,051,615</u>	<u>2,066,615</u>
Building at:		
- Independent valuation 2013 - Level 2	3,450,000	3,870,000
- Independent valuation 2013 - Level 3	24,454,100	24,249,794
- Additions after valuation - cost	2,390,748	2,044,232
Less: accumulated depreciation	<u>(2,756,562)</u>	<u>(1,377,658)</u>
	<u>27,538,286</u>	<u>28,786,368</u>
Total land and buildings	<u>29,589,901</u>	<u>30,852,983</u>
Furniture and equipment at:		
- Management valuation 2013 - level 2	0	690
- Management valuation 2016 - level 3	690	0
- Independent valuation 2013 - level 3	0	154,100
- Independent valuation 2016 - level 3	229,700	0
- Additions after valuation - cost	8,382	73,632
Less accumulated depreciation	<u>0</u>	<u>(57,901)</u>
	<u>238,772</u>	<u>170,521</u>
Plant and equipment at:		
- Independent valuation 2013 - level 2	0	2,796,900
- Independent valuation 2016 - level 2	2,799,900	0
- Independent valuation 2013 - level 3	0	120,550
- Independent valuation 2016 - level 3	675,500	0
- Additions after valuation - cost	263,929	1,731,312
Less accumulated depreciation	<u>(121)</u>	<u>(599,197)</u>
	<u>3,739,208</u>	<u>4,049,565</u>
	<u>33,567,881</u>	<u>35,073,069</u>

The fair value of property, plant and equipment is determined at least every three years in accordance with the regulatory framework. Additions since the date of valuation are shown as cost, given they were acquired at arms length and any accumulated depreciation reflects the usage of service potential, it is considered the recorded written down value approximates fair value. At the end of each intervening period the valuation is reviewed and where appropriate the fair value is updated to reflect current market conditions. This process is considered to be in accordance with Local Government (Financial Management) Regulation 17A (2) which requires property, plant and equipment to be shown at fair value.

SHIRE OF BRUCE ROCK
NOTES TO AND FORMING PART OF THE FINANCIAL REPORT
FOR THE YEAR ENDED 30TH JUNE 2016

6. PROPERTY, PLANT AND EQUIPMENT (Continued)

(b) Movements in Carrying Amounts

Movement in the carrying amounts of each class of property, plant and equipment between the beginning and the end of the current financial year.

	Balance at the Beginning of the Year \$	Additions \$	(Disposals) \$	Revaluation Increments/ (Decrements) Transferred to Revaluation \$	Revaluation (Losses)/ Reversals Through to Profit or Loss \$	Impairment (Losses)/ Reversals \$	Depreciation (Expense) \$	Transfers \$	Carrying Amount at the End of Year \$
Land - Level 2	1,267,000	0	(15,000)	0	0	0	0	0	1,252,000
Land - Level 3	689,100	0	0	0	0	0	0	0	689,100
Land - Additions after valuation	110,515	0	0	0	0	0	0	0	110,515
Total land	2,066,615	0	(15,000)	0	0	0	0	0	2,051,615
Buildings - Level 2	3,774,248	0	(401,486)	0	0	0	(94,263)	0	3,278,499
Buildings - Level 3	23,026,235	0	0	0	0	0	(1,222,458)	7,280	21,811,057
Buildings - Additions after valuation	1,985,885	546,197	(4,717)	0	0	0	(78,635)	0	2,448,730
Total buildings	28,786,368	546,197	(406,203)	0	0	0	(1,395,356)	7,280	27,538,286
Furniture and equipment - Level 2	690	0	0	0	0	0	0	0	690
Furniture and equipment - Level 3	100,185	0	(240)	154,081	0	0	(24,326)	0	229,700
Furniture and equipment - Additions after valuation	69,646	40,914	0	(93,589)	0	0	(8,589)	0	8,382
Total furniture and equipment	170,521	40,914	(240)	60,492	0	0	(32,915)	0	238,772
Plant and equipment - Level 2	2,343,834	0	(73,644)	758,805	0	0	(221,815)	(7,280)	2,799,900
Plant and equipment - Level 3	95,815	0	0	592,106	0	0	(12,421)	0	675,500
Plant and equipment - Additions after valuation	1,609,917	434,290	(225,474)	(1,393,591)	0	0	(161,333)	0	263,808
Total Plant and equipment	4,049,566	434,290	(299,118)	(42,680)	0	0	(395,569)	(7,280)	3,739,208
Total property, plant and equipment	35,073,070	1,021,401	(720,561)	17,812	0	0	(1,823,840)	0	33,567,881

**SHIRE OF BRUCE ROCK
NOTES TO AND FORMING PART OF THE FINANCIAL REPORT
FOR THE YEAR ENDED 30TH JUNE 2016**

6. PROPERTY, PLANT AND EQUIPMENT (Continued)

(c) Fair Value Measurements

Asset Class	Fair Value Hierarchy	Valuation Technique	Basis of valuation	Date of last Valuation	Inputs used
Land and Buildings					
Land	2	Market approach using recent observable market data for similar properties / income approach using discounted cashflow methodology	Independent registered valuers	June 2013	Price per hectare/ market borrowing rate
Land	3	Improvements to land valued using cost approach using depreciated replacement cost	Independent registered valuers	June 2013	Improvement to land using construction costs and current condition (Level 2), residual values and remaining useful life assessments (Level 3) inputs
Buildings	2	Market approach using recent observable market data for similar properties / income approach using discounted cashflow methodology	Independent registered valuers	June 2013	Price per hectare/ market borrowing rate
Buildings	3	Market approach using recent observable market data for similar properties / income approach using discounted cashflow methodology	Independent registered valuers	June 2013	Price per hectare/ market borrowing rate
Furniture and equipment					
Furniture & equipment	2	Market approach using recent observable data for similar items	Management valuation	June 2016	Price per item
Furniture & equipment	3	Cost approach using depreciated replacement cost	Independent registered valuers	June 2016	Construction costs and current condition (Level 2), residual values and remaining useful life assessments (Level 3) inputs
Plant and equipment					
Plant and equipment	2	Market approach using recent observable market data for similar items	Independent registered valuers	June 2016	Price per item
Plant and equipment	3	Cost approach using depreciated replacement cost	Independent registered valuers	June 2016	Construction costs and current condition (Level 2), residual values and remaining useful life assessments (Level 3) inputs

Level 3 inputs are based on assumptions with regards to future values and patterns of consumption utilising current information. If the basis of these assumptions were varied, they have the potential to result in a significantly higher or lower fair value measurement.

During the period there were no changes in the valuation techniques used by the local government to determine the fair value of property, plant and equipment using either level 2 or level 3 inputs.

SHIRE OF BRUCE ROCK
NOTES TO AND FORMING PART OF THE FINANCIAL REPORT
FOR THE YEAR ENDED 30TH JUNE 2016

	2016 \$	2015 \$
7 (a). INFRASTRUCTURE		
Roads		
- Independent valuation 2015 - level 3	27,670,728	27,670,728
- Additions after valuation - cost	4,646,159	1,809,135
Less accumulated depreciation	<u>(1,729,312)</u>	<u>0</u>
	30,587,575	29,479,863
Bridges		
- Independent valuation 2015 - level 3	23,186,913	23,186,913
- Additions after valuation - cost	354,847	96,788
Less accumulated depreciation	<u>(514,043)</u>	<u>0</u>
	23,027,717	23,283,701
Footpaths		
- Independent valuation 2015 - level 3	421,654	421,654
- Additions after valuation - cost	155,211	58,240
Less accumulated depreciation	<u>(10,369)</u>	<u>0</u>
	566,496	479,894
Drainage		
- Independent valuation 2015 - level 3	6,128,486	6,128,486
- Additions after valuation - cost	302,391	200,527
Less accumulated depreciation	<u>(127,680)</u>	<u>0</u>
	6,303,197	6,329,013
Other		
- Independent valuation 2015 - level 3	803,687	803,687
- Additions after valuation - cost	124,062	70,897
Less accumulated depreciation	<u>(32,379)</u>	<u>0</u>
	895,370	874,584
	<u>61,380,355</u>	<u>60,447,055</u>

The fair value of infrastructure is determined at least every three years in accordance with the regulatory framework. Additions since the date of valuation are shown as cost. Given they were acquired at arms length and any accumulated depreciation reflects the usage of service potential, it is considered the recorded written down value approximates fair value. At the end of each intervening period the valuation is reviewed and, where appropriate, the fair value is updated to reflect current market conditions. This process is considered to be in accordance with Local Government (*Financial Management*) Regulation 17A (2) which requires infrastructure to be shown at fair value.

SHIRE OF BRUCE ROCK
NOTES TO AND FORMING PART OF THE FINANCIAL REPORT
FOR THE YEAR ENDED 30TH JUNE 2016

7. INFRASTRUCTURE (Continued)

(b) Movements in Carrying Amounts

Movement in the carrying amounts of each class of infrastructure between the beginning and the end of the current financial year.

	Balance as at the Beginning of the Year	Additions	(Disposals)	Revaluation Increments/ (Decrements) Transferred to Revaluation	Revaluation (Loss)/ Reversal Transferred to Profit or Loss	Impairment (Losses)/ Reversals	Depreciation (Expense)	Transfers	Carrying Amount at the End of the Year
	\$	\$	\$	\$	\$	\$	\$	\$	\$
Roads	29,479,863	2,837,024	0	0	0	0	(1,729,312)	0	30,587,575
Bridges	23,283,701	258,059	0	0	0	0	(514,043)	0	23,027,717
Footpaths	479,894	96,971	0	0	0	0	(10,369)	0	566,496
Drainage	6,329,013	101,865	0	0	0	0	(127,680)	0	6,303,198
Other	874,584	53,165	0	0	0	0	(32,379)	0	895,369
Total infrastructure	<u>60,447,055</u>	<u>3,347,084</u>	<u>0</u>	<u>0</u>	<u>0</u>	<u>0</u>	<u>(2,413,783)</u>	<u>0</u>	<u>61,380,355</u>

**SHIRE OF BRUCE ROCK
NOTES TO AND FORMING PART OF THE FINANCIAL REPORT
FOR THE YEAR ENDED 30TH JUNE 2016**

7. INFRASTRUCTURE (Continued)

(c) Fair Value Measurements

Asset Class	Fair Value Hierarchy	Valuation Technique	Basis of valuation	Date of last Valuation	Inputs used
Roads	3	Cost approach using depreciated replacement cost	Independent valuation	June 2015	Construction costs and current condition (Level 2), residual values and remaining useful life assessments (Level 3) inputs
Bridges	3	Cost approach using depreciated replacement cost	Independent valuation	June 2015	Construction costs and current condition (Level 2), residual values and remaining useful life assessments (Level 3) inputs
Footpaths	3	Cost approach using depreciated replacement cost	Independent valuation	June 2015	Construction costs and current condition (Level 2), residual values and remaining useful life assessments (Level 3) inputs
Drainage	3	Cost approach using depreciated replacement cost	Independent valuation	June 2015	Construction costs and current condition (Level 2), residual values and remaining useful life assessments (Level 3) inputs
Other	3	Cost approach using depreciated replacement cost	Independent valuation	June 2015	Construction costs and current condition (Level 2), residual values and remaining useful life assessments (Level 3) inputs

Level 3 inputs are based on assumptions with regards to future values and patterns of consumption utilising current information. If the basis of these assumptions were varied , they have the potential to result in a significantly higher or lower fair value measurement.

During the period there were no changes in the valuation techniques used to determine the fair value of infrastructure using level 3 inputs.

SHIRE OF BRUCE ROCK
NOTES TO AND FORMING PART OF THE FINANCIAL REPORT
FOR THE YEAR ENDED 30TH JUNE 2016

	2016	2015
	\$	\$
8. TRADE AND OTHER PAYABLES		
Current		
Sundry creditors	185,689	119,858
Accrued interest on debentures	1,294	0
Accrued salaries and wages	18,178	51,819
ATO liabilities	1,198	0
Accrued Expenses	0	300,395
	<u>206,359</u>	<u>472,072</u>

9. LONG-TERM BORROWINGS

Current

Secured by floating charge

 Debentures

	65,815	64,257
	<u>65,815</u>	<u>64,257</u>

Non-current

Secured by floating charge

 Debentures

	207,174	272,988
	<u>207,174</u>	<u>272,988</u>

Additional detail on borrowings is provided in Note 21.

10. PROVISIONS

	Provision for Annual Leave \$	Provision for Long Service Leave \$	Total \$
Opening balance at 1 July 2015			
Current provisions	149,679	167,395	317,074
Non-current provisions	0	35,758	35,758
	<u>149,679</u>	<u>203,153</u>	<u>352,832</u>
Additional provision	(5,695)	22,668	16,973
Balance at 30 June 2016	<u>143,984</u>	<u>225,821</u>	<u>369,805</u>
Comprises			
Current	143,984	197,219	341,203
Non-current	0	28,602	28,602
	<u>143,984</u>	<u>225,821</u>	<u>369,805</u>

SHIRE OF BRUCE ROCK
NOTES TO AND FORMING PART OF THE FINANCIAL REPORT
FOR THE YEAR ENDED 30TH JUNE 2016

11. RESERVES - CASH BACKED

	Actual 2016 Opening Balance \$	Actual 2016 Transfer to \$	Actual 2016 Transfer (from) \$	Actual 2016 Closing Balance \$	Budget 2016 Opening Balance \$	Budget 2016 Transfer to \$	Budget 2016 Transfer (from) \$	Budget 2016 Closing Balance \$	Actual 2015 Opening Balance \$	Actual 2015 Transfer to \$	Actual 2015 Transfer (from) \$	Actual 2015 Closing Balance \$
Leave	102,464	2,448	0	104,912	102,464	2,562	0	105,026	98,116	4,348	0	102,464
Plant	5,587	133	0	5,720	5,587	140	0	5,727	5,350	237	0	5,587
Housing	202,647	4,841	0	207,488	202,647	5,066	0	207,713	194,049	8,598	0	202,647
Council Housing	0	322,299	0	322,299	0	0	0	0	0	0	0	0
Transport Infrastructure	852,195	23,026	0	875,221	852,194	21,305	0	873,499	826,414	25,781	0	852,195
Sports Facility Replacement	30,779	15,945	0	46,724	30,779	16,144	0	46,923	15,000	15,779	0	30,779
Be-Active Long Service Leave	0	0	0	0	0	0	0	0	8,372	305	(8,677)	0
	<u>1,193,672</u>	<u>368,692</u>	<u>0</u>	<u>1,562,364</u>	<u>1,193,671</u>	<u>45,217</u>	<u>0</u>	<u>1,238,888</u>	<u>1,147,301</u>	<u>55,048</u>	<u>(8,677)</u>	<u>1,193,672</u>

All of the reserve accounts are supported by money held in financial institutions and match the amount shown as restricted cash in Note 3 to this financial report.

In accordance with council resolutions in relation to each reserve account, the purpose for which the reserves are set aside and their anticipated date of use are as follows:

Name of Reseve	Anticipated date of use	Purpose of the reserve
Leave	Ongoing	To be used to fund annual and long service leave requirements
Plant	Ongoing	To be used to fund major plant purchases
Housing	Ongoing	To be used for the construction of new joint venture housing
Council Housing	2016/17	To be used for the construction of housing for council staff.
Transport Infrastructure	Ongoing	To be used towards the road infrastructure network with in the Shire
Sports Facility Replacement	Ongoing	To be used towards the replacement of sporting playing surfaces within the Shire
Be-Active Long Service Leave	2014/15	Was used to fund the leave requirements of the Be-Active Scheme

SHIRE OF BRUCE ROCK
NOTES TO AND FORMING PART OF THE FINANCIAL REPORT
FOR THE YEAR ENDED 30TH JUNE 2016

12. REVALUATION SURPLUS

	2016 Opening Balance \$	2016 Revaluation Increment \$	2016 Revaluation Decrement \$	2016 Total Movement on Revaluation \$	2016 Closing Balance \$	2015 Opening Balance \$	2015 Revaluation Increment \$	2015 Revaluation Decrement \$	2015 Total Movement on Revaluation \$	2015 Closing Balance \$
Land and Buildings	19,873,781	0	0	0	19,873,781	19,873,781	0	0	0	19,873,781
Furniture	31,242	60,491	0	60,491	91,733	31,242	0	0	0	31,242
Plant	596,869	0	(42,678)	(42,678)	554,191	596,869	0	0	0	596,869
Roads	8,467,234	0	0	0	8,467,234	0	8,467,234	0	8,467,234	8,467,234
Bridges	21,305,454	0	0	0	21,305,454	0	21,305,454	0	21,305,454	21,305,454
Drainage	5,843,679	0	0	0	5,843,679	0	5,843,679	0	5,843,679	5,843,679
Other	794,366	0	0	0	794,366	0	794,366	0	794,366	794,366
	<u>56,912,625</u>	<u>60,491</u>	<u>(42,678)</u>	<u>17,813</u>	<u>56,930,438</u>	<u>20,501,892</u>	<u>36,410,733</u>	<u>0</u>	<u>36,410,733</u>	<u>56,912,625</u>

Movements on revaluation of fixed assets are not able to be reliably attributed to a program as the assets were revalued by class as provided for by AASB 116 Aus 40.1.

SHIRE OF BRUCE ROCK
NOTES TO AND FORMING PART OF THE FINANCIAL REPORT
FOR THE YEAR ENDED 30TH JUNE 2016

13. NOTES TO THE STATEMENT OF CASH FLOWS

(a) Reconciliation of Cash

For the purposes of the Statement of Cash Flows, cash includes cash and cash equivalents, net of outstanding bank overdrafts. Cash at the end of the reporting period is reconciled to the related items in the Statement of Financial Position as follows:

	2016	2015
	\$	\$
Cash and cash equivalents	<u>1,868,276</u>	<u>3,101,638</u>

(b) Reconciliation of Net Cash Provided By Operating Activities to Net Result

Net result	(851,888)	(20,771)
Non-cash flows in Net result:		
Depreciation	4,237,623	2,729,705
(Profit)/Loss on sale of asset	134,825	101,698
Loss on revaluation of fixed assets	0	390,715
(Increase)/Decrease in receivables	(663,522)	371,538
(Increase)/Decrease in inventories	5,342	(14,619)
Increase/(Decrease) in payables	(265,713)	216,361
Increase/(Decrease) in provisions	16,973	17,409
Grants contributions for the development of assets	<u>(2,051,759)</u>	<u>(1,066,570)</u>
Net cash from operating activities	<u>561,881</u>	<u>2,725,466</u>

(c) Undrawn Borrowing Facilities
Credit Standby Arrangements

	2016	2015
	\$	\$
Bank overdraft limit	0	0
Bank overdraft at balance date	0	0
Credit card limit	5,000	5,000
Credit card balance at balance date	<u>(296)</u>	<u>(557)</u>
Total amount of credit unused	<u>4,704</u>	<u>4,443</u>

Loan facilities

Loan facilities - current	65,815	64,257
Loan facilities - non-current	207,174	272,988
Total facilities in use at balance date	<u>272,989</u>	<u>337,245</u>

Unused loan facilities at balance date

	<u>NIL</u>	<u>NIL</u>
--	------------	------------

**SHIRE OF BRUCE ROCK
NOTES TO AND FORMING PART OF THE FINANCIAL REPORT
FOR THE YEAR ENDED 30TH JUNE 2016**

14. CONTINGENT LIABILITIES

The Shire of Bruce Rock did not have any contingent liabilities at the reporting date.

15. CAPITAL AND LEASING COMMITMENTS

(a) Operating Lease Commitments

The Shire of Bruce Rock did not have any future operating lease commitments at the reporting date.

(b) Capital Expenditure Commitments

The Shire of Bruce Rock did not have any future capital expenditure commitments at the reporting date.

16. JOINT VENTURE ARRANGEMENTS

The Shire of Bruce Rock is not involved in any joint venture arrangements.

17. TOTAL ASSETS CLASSIFIED BY FUNCTION AND ACTIVITY

	2016	2015
	\$	\$
Governance	202,069	55,943
Law, order, public safety	1,031,738	1,014,474
Health	2,030,786	2,066,600
Education and welfare	1,088,200	1,148,535
Housing	7,423,762	7,792,721
Community amenities	354,476	383,472
Recreation and culture	12,228,691	12,906,307
Transport	66,078,079	65,860,724
Economic services	4,152,877	4,169,372
Other property and services	3,288,313	3,627,913
	<u>97,878,991</u>	<u>99,026,061</u>

SHIRE OF BRUCE ROCK
NOTES TO AND FORMING PART OF THE FINANCIAL REPORT
FOR THE YEAR ENDED 30TH JUNE 2016

18. FINANCIAL RATIOS	2016	2015	2014
Current ratio	2.46	2.83	3.75
Asset sustainability ratio	0.23	0.54	2.30
Debt service cover ratio	18.67	N/A	N/A
Operating surplus ratio	(0.86)	(0.36)	0.23
Own source revenue coverage ratio	0.43	0.30	0.94

The above ratios are calculated as follows:

Current ratio	$\frac{\text{current assets minus restricted assets}}{\text{current liabilities minus liabilities associated with restricted assets}}$
Asset sustainability ratio	$\frac{\text{capital renewal and replacement expenditure}}{\text{Depreciation expenses}}$
Debt service cover ratio	$\frac{\text{annual operating surplus before interest and depreciation}}{\text{principal and interest}}$
Operating surplus ratio	$\frac{\text{operating revenue minus operating expenses}}{\text{own source operating revenue}}$
Own source revenue coverage ratio	$\frac{\text{own source operating revenue}}{\text{operating expenses}}$

Notes:

Information relating to the **asset consumption ratio** and the **asset renewal funding ratio** can be found at Supplementary Ratio Information on Page 60 of this document.

SHIRE OF BRUCE ROCK
NOTES TO AND FORMING PART OF THE FINANCIAL REPORT
FOR THE YEAR ENDED 30TH JUNE 2016

19. TRUST FUNDS

Funds held at balance date over which the Shire has no control and which are not included in the financial statements are as follows:

	1 July 2015 \$	Amounts Received \$	Amounts Paid (\$)	30 June 2016 \$
Nomination Deposits	0	400	(400)	0
Factory Unit & Housing Bonds	11,081	2,910	(1,869)	12,122
Fundraisers	205	12	(217)	0
Hydro Pool Key Deposit	475	0	0	475
Kwolyin Progress Assoc	1,172	0	0	1,172
Sale of Land Deposits	3,500	0	0	3,500
Bruce Rock Museum Funds	34	0	0	34
Overpayment of Rates	120	1,306	(1,306)	120
Community Rec Centre	25	0	0	25
Tidy Towns	1,512	0	0	1,512
Vietnam Veterans	27,441	6,930	(6,930)	27,441
Wind Up Committee	125	0	0	125
Wheatbelt Women	8,339	0	0	8,339
Indigenous Womens Grant	(457)	0	0	(457)
Winp Up WSC	0	2,500	(2,500)	0
Dog Microchipping	0	150	0	150
	<u>53,572</u>			<u>54,558</u>

SHIRE OF BRUCE ROCK
NOTES TO AND FORMING PART OF THE FINANCIAL REPORT
FOR THE YEAR ENDED 30TH JUNE 2016

20. DISPOSALS OF ASSETS - 2015/16 FINANCIAL YEAR

The following assets were disposed of during the year.

	Actual Net Book Value \$	Actual Sale Proceeds \$	Actual Profit \$	Actual Loss \$	Budget Net Book Value \$	Budget Sale Proceeds \$	Budget Profit \$	Budget Loss \$
<u>Plant and Equipment</u>								
Governance								
BK1 - CEO's Vehicle	49,435	42,636	0	(6,799)	20,000	35,000	15,000	0
BK1 - CEO's Vehicle	48,651	48,182	0	(469)	0	0	0	0
BK1 - CEO's Vehicle	49,235	48,909	0	(326)	0	0	0	0
Law, order, public safety								
BK6020 - Ardath Fast Attack	32,000	0	0	(32,000)	0	0	0	0
Health								
BK51 - Infant Health Nurse's V	16,047	11,136	0	(4,911)	15,000	12,000	0	(3,000)
Transport								
BK02 - Construction Foreman'	13,782	16,592	2,810	0	17,000	18,000	1,000	0
BK08 - Town Foreman's Vehic	16,278	16,136	0	(142)	20,000	18,000	0	(2,000)
BK123 - NRMO's Vehicle	35,900	31,727	0	(4,173)	0	0	0	0
BK3 - Workshop Vehicle	12,193	14,318	2,125	0	0	0	0	0
BK792 - Gardeners' Vehicle	0	0	0	0	11,000	12,000	1,000	0
BK029 - Streetsweeper	0	0	0	0	9,000	5,000	0	(4,000)
BK1018 - Crew Cab Truck	25,597	18,100	0	(7,497)	27,000	18,000	0	(9,000)
<u>Land and Buildings</u>								
Housing								
Residence at 85 Butcher St	115,232	0	0	(115,232)	0	0	0	0
Residence at 95 Noonajin Rd	286,254	318,283	32,029	0	0	0	0	0
Air-Con at 95 Noonajin Rd	4,717	4,717	0	0	0	0	0	0
Land at 95 Noonajin Rd	15,000	15,000	0	0	0	0	0	0
<u>Furniture and Equipment</u>								
Recreation & Culture								
Refrigerator - 2 Door Upright	240	0	0	(240)	0	0	0	0
	<u>720,561</u>	<u>585,736</u>	<u>36,964</u>	<u>(171,789)</u>	<u>119,000</u>	<u>118,000</u>	<u>17,000</u>	<u>(18,000)</u>

SHIRE OF BRUCE ROCK
NOTES TO AND FORMING PART OF THE FINANCIAL REPORT
FOR THE YEAR ENDED 30TH JUNE 2016

21. INFORMATION ON BORROWINGS

(a) Repayments - Debentures

Particulars	Principal	New	Principal		Principal		Interest	
	1 July		Loans	Repayments	Repayments	30 June 2016	Repayments	Repayments
	2015		Actual	Budget	Actual	Budget	Actual	Budget
	\$	\$	\$	\$	\$	\$	\$	\$
Recreation and culture								
Solar Panels	87,245	0	16,623	16,623	70,622	70,622	2,003	2,003
Economic services								
Caravan Park Upgrade	250,000	0	47,634	47,634	202,366	202,366	5,740	5,740
	<u>337,245</u>	<u>0</u>	<u>64,257</u>	<u>64,257</u>	<u>272,988</u>	<u>272,988</u>	<u>7,743</u>	<u>7,743</u>

All loan repayments were financed by general purpose revenue.

(b) New Debentures - 2015/16

The Shire did not take up any new debentures during the year ended 30 June 2016.

(c) Unspent Debentures

The Shire did not have any unspent debentures as at 30 June 2016.

(d) Overdraft

The Shire did not have an overdraft facility as at 30 June 2016.

SHIRE OF BRUCE ROCK
NOTES TO AND FORMING PART OF THE FINANCIAL REPORT
FOR THE YEAR ENDED 30TH JUNE 2016

23. RATING INFORMATION - 2015/16 FINANCIAL YEAR

RATE TYPE	Rate in \$	Number of Properties	Rateable Value \$	Rate Revenue \$	Interim Rates \$	Back Rates \$	Total Revenue \$	Budget Rate Revenue \$	Budget Interim Rate \$	Budget Back Rate \$	Budget Total Revenue \$
General Rrate											
Gross Rental Value (GRV)	0.055954	211	1,878,741	105,123	1,055	0	106,178	105,123	0	0	105,123
Unimproved Value (UV)	0.012662	327	85,933,000	1,088,084	0	0	1,088,084	1,088,084	0	0	1,088,084
Sub-Total		538	87,811,741	1,193,207	1,055	0	1,194,262	1,193,207	0	0	1,193,207
Minimum payment	Minimum \$										
Gross Rental Value (GRV)	368	147	495,341	54,096	0	0	54,096	54,096	0	0	54,096
Unimproved Value (UV)	368	16	252,700	5,888	0	0	5,888	5,888	0	0	5,888
Sub-Total		163	748,041	59,984	0	0	59,984	59,984	0	0	59,984
		701	88,559,782	1,253,191	1,055	0	1,254,246	1,253,191	0	0	1,253,191
Discounts/concessions (refer note 27)							(31,566)				(30,000)
Total amount raised from general rate							1,222,680				1,223,191
Ex-gratia rates							10,332				10,332
Totals							1,233,012				1,233,523

SHIRE OF BRUCE ROCK
NOTES TO AND FORMING PART OF THE FINANCIAL REPORT
FOR THE YEAR ENDED 30TH JUNE 2016

24. NET CURRENT ASSETS

Composition of net current assets

	2016 (30 June 2016 Carried Forward) \$	2016 (1 July 2015 Brought Forward) \$	2015 (30 June 2015 Carried Forward) \$
Surplus/(Deficit) 1 July 15 brought forward	<u>915,398</u>	<u>1,616,423</u>	<u>1,616,423</u>
CURRENT ASSETS			
Cash and cash equivalents			
Unrestricted	200,881	1,728,787	1,728,787
Restricted	1,667,395	1,372,851	1,372,851
Receivables			
Rates outstanding	73,219	60,661	60,661
Sundry debtors	944,227	272,278	272,278
GST receivable	0	24,139	24,139
Accrued Income	11,273	9,300	9,300
Inventories			
Fuel and materials	23,418	28,760	28,760
LESS: CURRENT LIABILITIES			
Trade and other payables			
Sundry creditors	(185,689)	(119,858)	(119,858)
Accrued interest on debentures	(1,294)	0	0
Accrued salaries and wages	(18,178)	(51,819)	(51,819)
ATO liabilities	(1,198)	0	0
Accrued Expenses	0	(300,395)	(300,395)
Current portion of long term borrowings			
Secured by floating charge	(65,815)	(64,257)	(64,257)
Provisions			
Provision for annual leave	(143,984)	(149,679)	(149,679)
Provision for long service leave	(197,219)	(167,395)	(167,395)
Unadjusted net current assets	<u>2,307,036</u>	<u>2,643,373</u>	<u>2,643,373</u>
Adjustments			
Less: Reserves - restricted cash	(1,562,365)	(1,193,671)	(1,193,671)
Add: Secured by floating charge	65,815	64,257	64,257
Add: Cash Back reserve	104,912	102,464	102,464
Adjusted net current assets - surplus/(deficit)	<u><u>915,398</u></u>	<u><u>1,616,423</u></u>	<u><u>1,616,423</u></u>

Difference

There was no difference between the surplus/(deficit) 1 July 2015 brought forward position used in the 2016 audited financial report and the surplus/(deficit) carried forward position as disclosed in the 2015 audited financial report.

**SHIRE OF BRUCE ROCK
NOTES TO AND FORMING PART OF THE FINANCIAL REPORT
FOR THE YEAR ENDED 30TH JUNE 2016**

25. SPECIFIED AREA RATE - 2015/16 FINANCIAL YEAR

The Shire of Bruce Rock did not impose any Specified Area Rates.

26. SERVICE CHARGES - 2015/16 FINANCIAL YEAR

The Shire of Bruce Rock did not impose any service charges.

**27. DISCOUNTS, INCENTIVES, CONCESSIONS, & WRITE-OFFS
- 2015/16 FINANCIAL YEAR**

Rates Discounts

Rate or Fee Discount Granted	Discount % or \$	Actual \$	Budget \$	Circumstances in which Discount is Granted
General Rates	3%	31,265	30,000	A discount on rates is granted to all who pay their rates in full within 35 days of the date of service appearing on the rates notice.
Rates Assessments	Write Off	301	0	Amounts written off rates assessments
		<u>31,566</u>	<u>30,000</u>	

SHIRE OF BRUCE ROCK
NOTES TO AND FORMING PART OF THE FINANCIAL REPORT
FOR THE YEAR ENDED 30TH JUNE 2016

27. DISCOUNTS, INCENTIVES, CONCESSIONS, & WRITE-OFFS
- 2015/16 FINANCIAL YEAR
Waivers or Concessions

Rate or Fee and Charge to which the Waiver or Concession is Granted	Type	Discount	Actual	Budget
		% or \$	\$	\$
Rubbish Charge	Pensioners	50%	12,958	10,406
	Seniors	25%	1,029	1,029
			13,987	11,435
Recycling Charge	Pensioners	50%	4,992	4,018
	Seniors	25%	417	417
			5,409	4,435
			19,396	15,870

Rate or Fee and Charge to which the Waiver or Concession is Granted	Circumstances in which the Waiver or Concession is Granted and to whom it was available	Objects of the Waiver or Concession	Reasons for the Waiver or Concession
Rubbish Charge	Concession is granted on residential rubbish charge equivalent to the rebate received by pensioners, concession card holders and seniors who are registered under the Rates and Charges (Rebates and Deferments) Act 1992.	To make the rubbish charge more affordable for residents who are pensioners, concession card holders or seniors.	Must be registered under the Rates and Charges (Rebates and Deferments) Act 1992.
Recycling Charge	Concession is granted on residential recycling charge equivalent to the rebate received by pensioners, concession card holders and seniors who are registered under the Rates and Charges (Rebates and Deferments) Act 1992.	To make the rubbish charge more affordable for residents who are pensioners, concession card holders or seniors.	Must be registered under the Rates and Charges (Rebates and Deferments) Act 1992.

SHIRE OF BRUCE ROCK
NOTES TO AND FORMING PART OF THE FINANCIAL REPORT
FOR THE YEAR ENDED 30TH JUNE 2016

28. INTEREST CHARGES AND INSTALMENTS - 2015/16 FINANCIAL YEAR

	Date Due	Instalment Plan Admin Charge \$	Instalment Plan Interest Rate %	Unpaid Rates Interest Rate %																		
Instalment Options																						
Option One																						
Single full payment	29-Sep-15	0	0.00%	11.00%																		
Option Two																						
First Instalment	29-Sep-15		5.50%	11.00%																		
Second Instalment	30-Nov-15	9.15	5.50%	11.00%																		
Option Three																						
First Instalment	29-Sep-15		5.50%	11.00%																		
Second Instalment	30-Nov-15	27.45	5.50%	11.00%																		
Third Instalment	01-Feb-16		5.50%	11.00%																		
Fourth Instalment	04-Apr-16		5.50%	11.00%																		
<table border="0" style="width: 100%; margin-left: auto; margin-right: auto;"> <thead> <tr> <th style="text-align: left;"></th> <th style="text-align: center;">Revenue \$</th> <th style="text-align: center;">Budgeted Revenue \$</th> </tr> </thead> <tbody> <tr> <td>Interest on unpaid rates</td> <td style="text-align: center;">9,502</td> <td style="text-align: center;">7,250</td> </tr> <tr> <td>Interest on instalment plan</td> <td style="text-align: center;">577</td> <td style="text-align: center;">1,040</td> </tr> <tr> <td>Charges on instalment plan</td> <td style="text-align: center;">915</td> <td style="text-align: center;">1,140</td> </tr> <tr> <td>Interest on deferred rates</td> <td style="text-align: center;">228</td> <td style="text-align: center;">350</td> </tr> <tr> <td></td> <td style="text-align: center; border-top: 1px solid black;">11,222</td> <td style="text-align: center; border-top: 1px solid black;">9,780</td> </tr> </tbody> </table>						Revenue \$	Budgeted Revenue \$	Interest on unpaid rates	9,502	7,250	Interest on instalment plan	577	1,040	Charges on instalment plan	915	1,140	Interest on deferred rates	228	350		11,222	9,780
	Revenue \$	Budgeted Revenue \$																				
Interest on unpaid rates	9,502	7,250																				
Interest on instalment plan	577	1,040																				
Charges on instalment plan	915	1,140																				
Interest on deferred rates	228	350																				
	11,222	9,780																				

SHIRE OF BRUCE ROCK
NOTES TO AND FORMING PART OF THE FINANCIAL REPORT
FOR THE YEAR ENDED 30TH JUNE 2016

29. FEES & CHARGES	2016	2015
	\$	\$
Governance	6,519	6,072
General purpose funding	2,582	3,296
Law, order, public safety	5,120	1,625
Health	63,729	69,847
Education and welfare	3,745	5,196
Housing	126,293	108,877
Community amenities	115,201	110,231
Recreation and culture	40,852	42,282
Transport	1,367,438	(102,051)
Economic services	143,240	116,506
Other property and services	158,642	184,067
	<u>2,033,361</u>	<u>545,948</u>

The changes to the fees and charges for the financial year were the following:

- Amend fee for rental on Unit 2 Johnson St
- Set fee for rental of consult room at Medical Centre
- Set fee for rental of old gardeners shed

30. GRANT REVENUE

Grants, subsidies and contributions are included as operating revenues in the Statement of Comprehensive Income:

By Nature or Type:	2016	2015
	\$	\$
Operating grants, subsidies and contributions		
Governance	59,321	81,289
General purpose funding	758,354	2,637,531
Law, order, public safety	25,914	25,240
Health	3,079	5,870
Education and welfare	4,000	0
Housing	7,979	9,113
Community amenities	2,856	1,822
Recreation and culture	79,383	45,759
Transport	522,429	910,639
Economic services	33,123	28,442
Other property and services	13,622	10,764
	<u>1,510,060</u>	<u>3,756,469</u>
Non-operating grants, subsidies and contributions		
Health	0	9,900
Housing	302,401	67,524
Recreation and culture	10,000	0
Transport	1,739,358	989,146
	<u>2,051,759</u>	<u>1,066,570</u>
	<u>3,561,819</u>	<u>4,823,039</u>

**SHIRE OF BRUCE ROCK
NOTES TO AND FORMING PART OF THE FINANCIAL REPORT
FOR THE YEAR ENDED 30TH JUNE 2016**

31. EMPLOYEE NUMBERS

The number of full-time equivalent employees at balance date

	<u>36</u>	<u>36</u>
--	-----------	-----------

32. ELECTED MEMBERS REMUNERATION

The following fees, expenses and allowances were paid to council members and/or the president.

	2016 \$	2016 Budget \$	2015 \$
Meeting Fees	15,325	15,000	15,533
President's allowance	12,884	9,076	9,134
Deputy President's allowance	0	2,269	0
Travelling expenses	2,106	3,000	2,964
Telecommunications Allowance	6,500	9,750	3,500
	<u>36,815</u>	<u>39,095</u>	<u>31,131</u>

33. MAJOR LAND TRANSACTIONS

The Shire did not participate in any major land transactions during the 2015/16 financial year.

34. TRADING UNDERTAKINGS AND MAJOR TRADING UNDERTAKINGS

If the Shire did participate in any trading undertakings or major trading undertakings during the 2015/16 financial year.

**SHIRE OF BRUCE ROCK
NOTES TO AND FORMING PART OF THE FINANCIAL REPORT
FOR THE YEAR ENDED 30TH JUNE 2016**

35. FINANCIAL RISK MANAGEMENT

The Shire's activities expose it to a variety of financial risks including price risk, credit risk, liquidity risk and interest rate risk. The Shire's overall risk management focuses on the unpredictability of financial markets and seeks to minimise potential adverse effects on the financial performance of the Shire.

The Shire does not engage in transactions expressed in foreign currencies and is therefore not subject to foreign currency risk.

Financial risk management is carried out by the finance area under policies approved by the Council.

The Shire held the following financial instruments at balance date:

	Carrying Value		Fair Value	
	2016	2015	2016	2015
	\$	\$	\$	\$
Financial assets				
Cash and cash equivalents	1,868,276	3,101,638	1,868,276	3,101,638
Receivables	1,039,061	375,539	1,039,061	375,539
	<u>2,907,337</u>	<u>3,477,177</u>	<u>2,907,337</u>	<u>3,477,177</u>
Financial liabilities				
Payables	206,359	472,072	206,359	472,072
Borrowings	272,989	337,245	272,989	337,245
	<u>479,348</u>	<u>809,317</u>	<u>479,348</u>	<u>809,317</u>

Fair value is determined as follows:

- Cash and cash equivalents, receivables, payables - estimated to the carrying value which approximates net market value.
- Borrowings, held to maturity investments, estimated future cash flows discounted by the current market interest rates applicable to assets and liabilities with similar risk profiles.

**SHIRE OF BRUCE ROCK
NOTES TO AND FORMING PART OF THE FINANCIAL REPORT
FOR THE YEAR ENDED 30TH JUNE 2016**

35. FINANCIAL RISK MANAGEMENT (Continued)
(a) Cash and Cash Equivalents

The Shire's objective is to maximise its return on cash and investments whilst maintaining an adequate level of liquidity and preserving capital. The finance area manages the cash and investments portfolio with the assistance of independent advisers (where applicable). Council has an investment policy and the policy is subject to review by Council. An Investment Report is provided to Council on a monthly basis setting out the make-up and performance of the portfolio.

The major risk associated with investments is price risk - the risk that the capital value of investments may fluctuate due to changes in market prices, whether these changes are caused by factors specific to individual financial instruments of their issuers or factors affecting similar instruments traded in a market.

Cash and investments are also subject to interest rate risk - the risk that movements in interest rates could affect returns.

Another risk associated with cash is credit risk – the risk that a contracting entity will not complete its obligations under a financial instrument resulting in a financial loss to the Shire.

The Shire manages these risks by diversifying its portfolio and only investing in investments authorised by *Local Government (Financial Management) Regulation 19C*. Council also seeks advice from independent advisers (where considered necessary) before placing any cash and investments.

	2016	2015
	\$	\$
Impact of a 1% ⁽¹⁾ movement in interest rates on cash		
- Equity	18,683	31,061
- Statement of Comprehensive Income	18,683	31,061

Notes:

⁽¹⁾ Sensitivity percentages based on management's expectation of future possible market movements.

**SHIRE OF BRUCE ROCK
NOTES TO AND FORMING PART OF THE FINANCIAL REPORT
FOR THE YEAR ENDED 30TH JUNE 2016**

35. FINANCIAL RISK MANAGEMENT (Continued)
(b) Receivables

The Shire's major receivables comprise rates and annual charges and user charges and fees. The major risk associated with these receivables is credit risk – the risk that the debts may not be repaid. The Shire manages this risk by monitoring outstanding debt and employing debt recovery policies. It also encourages ratepayers to pay rates by the due date through incentives.

Credit risk on rates and annual charges is minimised by the ability of the Shire to recover these debts as a secured charge over the land – that is, the land can be sold to recover the debt. The Shire is also able to charge interest on overdue rates and annual charges at higher than market rates, which further encourages payment.

The level of outstanding receivables is reported to Council monthly and benchmarks are set and monitored for acceptable collection performance.

The Shire makes suitable provision for doubtful receivables as required and carries out credit checks on most non-rate debtors.

There are no material receivables that have been subject to a re-negotiation of repayment terms.

The profile of the Shire's credit risk at balance date was:

	2016	2015
Percentage of rates and annual charges		
- Current	37%	41%
- Overdue	63%	59%
Percentage of other receivables		
- Current	76%	97%
- Overdue	24%	3%

SHIRE OF BRUCE ROCK
NOTES TO AND FORMING PART OF THE FINANCIAL REPORT
FOR THE YEAR ENDED 30TH JUNE 2016

35. FINANCIAL RISK MANAGEMENT (Continued)

(c) Payables
Borrowings

Payables and borrowings are both subject to liquidity risk – that is the risk that insufficient funds may be on hand to meet payment obligations as and when they fall due. The Shire manages this risk by monitoring its cash flow requirements and liquidity levels and maintaining an adequate cash buffer. Payment terms can be extended and overdraft facilities drawn upon if required.

The contractual undiscounted cash flows of the Shire's Payables and Borrowings are set out in the Liquidity Sensitivity Table below:

	Due within 1 year \$	Due between 1 & 5 years \$	Due after 5 years \$	Total contractual cash flows \$	Carrying values \$
<u>2016</u>					
Payables	206,359	0	0	206,359	206,359
Borrowings	65,815	207,174	0	272,989	272,989
	<u>272,174</u>	<u>207,174</u>	<u>0</u>	<u>479,348</u>	<u>479,348</u>
<u>2015</u>					
Payables	472,072	0	0	472,072	472,072
Borrowings	64,257	272,988	0	337,245	337,245
	<u>536,329</u>	<u>272,988</u>	<u>0</u>	<u>809,317</u>	<u>809,317</u>

**SHIRE OF BRUCE ROCK
NOTES TO AND FORMING PART OF THE FINANCIAL REPORT
FOR THE YEAR ENDED 30TH JUNE 2016**

35. FINANCIAL RISK MANAGEMENT (Continued)

**(c) Payables
Borrowings (continued)**

Borrowings are also subject to interest rate risk - the risk that movements in interest rates could adversely affect funding costs. The Shire manages this risk by borrowing long term and fixing the interest rate to the situation considered the most advantageous at the time of negotiation.

The following tables set out the carrying amount, by maturity, of the financial instruments exposed to interest rate risk:

	<u><1 year</u>	<u>>1<2 years</u>	<u>>2<3 years</u>	<u>>3<4 years</u>	<u>>4<5 years</u>	<u>>5 years</u>	<u>Total</u>	<u>Weighted Average Effective Interest Rate</u>
	\$	\$	\$	\$	\$	\$	\$	%
<u>Year ended 30 June 2016</u>								
Borrowings								
Fixed rate								
Debentures	0	0	0	(272,989)	0	0	(272,989)	2.41%
Weighted average Effective interest rate				2.41%				
<u>Year ended 30 June 2015</u>								
Borrowings								
Fixed rate								
Debentures	0	0	0	0	(337,245)	0	(337,245)	2.41%
Weighted average Effective interest rate					2.41%			

INDEPENDENT AUDITOR'S REPORT TO THE ELECTORS OF THE SHIRE OF BRUCE ROCK

Report on the Financial Report

We have audited the accompanying financial report of the Shire of Bruce Rock, which comprises the statement of financial position as at 30 June 2016, the statement of comprehensive income, statement of changes in equity, the rate setting statement, and the statement of cash flows for the year ended 30 June 2016, a summary of significant accounting policies and other explanatory notes, and the Chief Executive Officer's statement.

Management's responsibility for the financial report

Management is responsible for the preparation of the financial report that gives a true and fair view in accordance with Australian Accounting Standards, the Local Government Act 1995 (as amended) and the Local Government (Financial Management) Regulations 1996 (as amended), and for such internal control as Management determines necessary to enable the preparation of the financial report that is free from material misstatement, whether due to fraud or error.

Auditor's responsibility

Our responsibility is to express an opinion on the financial report based on our audit. We conducted our audit in accordance with Australian Auditing Standards. These Auditing Standards require that we comply with relevant ethical requirements relating to audit engagements and plan and perform the audit to obtain reasonable assurance about whether the financial report is free from material misstatement.

An audit involves performing procedures to obtain audit evidence about the amounts and disclosures in the financial report. The procedures selected depend on the auditor's judgment, including the assessment of the risks and material misstatements of the financial report, whether due to fraud or error. In making those risk assessments, the auditor considers internal control relevant to the Shire's preparation of the financial report that gives a true and fair view in order to design audit procedures that are appropriate in the circumstances, but not for the purpose of expressing an opinion on the effectiveness of the Shire's internal controls. An audit also includes evaluating the appropriateness of accounting policies used and the reasonableness of accounting estimates made by Council, as well as evaluating the overall presentation of the financial report.

We believe the audit evidence we obtained is sufficient and appropriate to provide a basis for our audit opinion.

Independence

In conducting our audit, we followed applicable independence requirements of Australian professional ethical pronouncements.

Opinion

In our opinion, the financial report of the Shire of Bruce Rock:

- i. gives a true and fair view of the Shire of Bruce Rock's financial position as at 30 June 2016 and of its performance for the financial year ended 30 June 2016;
- ii. complies with Australian Accounting Standards; and
- iii. is prepared in accordance with the requirements of the Local Government Act 1995 (as amended) and the Local Government (Financial Management) Regulations 1996 (as amended).

Statutory Compliance

In accordance with the Local Government (Audit) Regulations 1996, we also report that:

- i. There are no matters that in our opinion indicate significant adverse trends in the financial position or the financial management practices of the Shire.
- ii. There are no other matters indicating non-compliance with Part 6 of the Local Government Act 1995 (as amended), the Local Government (Financial Management) Regulations 1996 (as amended) or applicable financial controls or any other written law noted during the course of our audit, with exception of the following:
 - A draft copy of the annual financial report was provided to Council's auditors by 30 September 2016, however the financial report was not in the prescribed format required by the Local Government Act 1995 section 6.4 (2) and (3) as the financial report did not incorporate balances relating to 30 June 2016; and
 - The matter outlined in iv) below.
- iii. The asset consumption ratio included in the annual financial report is supported by verifiable information and reasonable assumptions.
- iv. The asset renewal funding ratio is not included in the annual financial report as required by section 50(1)(c) of the Local Government (Financial Management) Regulations 1996.
- v. All necessary information and explanations were obtained by us.
- vi. All audit procedures were satisfactorily completed during our audit.

AMD Chartered Accountants



MARIA CAVALLO
Partner

Bunbury, Western Australia

Dated this 15th day of March 2017

**SHIRE OF BRUCE ROCK
SUPPLEMENTARY RATIO INFORMATION
FOR THE YEAR ENDED 30TH JUNE 2016**

RATIO INFORMATION

The following information relates to those ratios which only require attestation they have been checked and are supported by verifiable information. It does not form part of the audited financial report

	2016	2015	2014
Asset consumption ratio	0.95	0.98	0.73
Asset renewal funding ratio	N/A	N/A	N/A

The above ratios are calculated as follows:

Asset consumption ratio	$\frac{\text{depreciated replacement costs of assets}}{\text{current replacement cost of depreciable assets}}$
Asset renewal funding ratio	$\frac{\text{NPV of planning capital renewal over 10 years}}{\text{NPV of required capital expenditure over 10 years}}$